







## AIR BRAKE HOSE ENDS

<b>CONSTRUCTION</b>	<ul style="list-style-type: none"> <li>• CA360 Brass</li> </ul> 
<b>APPLICATIONS</b>	<ul style="list-style-type: none"> <li>• Air Brake Systems</li> </ul> 
<b>RANGES</b>	<ul style="list-style-type: none"> <li>• Temperature Range: -40° to 200° F.</li> <li>• Pressure Range: Up to 150 PSI</li> </ul> 



### Assembly Instructions


1. Slide the nut/spring guard over the J1402 air brake hose.
2. Slide the sleeve over the hose, making sure the tapered edge of the sleeve is facing the fitting body (shown below).
3. Push the hose over the fitting body until the hose bottoms out.
4. Tighten the nut until there is contact with the fitting body's hex. Completed assembly shown below.



### Application Details:

Transportation Air Brake Systems.

Use with J1402 Air Brake Hose




### NOTES

- Fittings meet SAE and DOT FMVSS 571.106
- Non-stock items and special parts are available on a quotation basis.
- Configurations and dimensions are subject to change without notice.


**⚠ WARNING:** Products offered by Robo-Fit can expose you to chemicals such as lead, a chemical which is known to the State of California to cause cancer, birth defects, or other reproductive harm. For more information go to [www.P65Warnings.ca.gov](http://www.P65Warnings.ca.gov)



<p><b>360A</b> Hose Sleeve</p> 	<p><b>361A</b> Hose Nut</p> 	<p><b>361AG</b> Spring Guard Nut</p> 
<p><b>362A</b> Union Hose Splicer</p> 	<p><b>366A</b> Female Hose Swivel Connector</p> 	<p><b>368A</b> Male Hose Connector</p> 
<p><b>371A</b> Hose Nut w/ Spring Guard</p> 	<p><b>371AS</b> Hose Spring Guard</p> 	<p><b>378A</b> Hose Connector with Spring Guard</p> 
<p><b>388A</b> Hose Adapter</p> 		

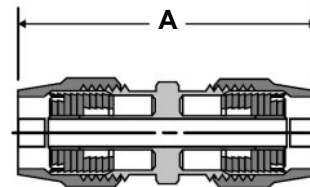
## 360A HOSE SLEEVE

PART NUMBER	HOSE	A
360A-6	3/8"	.69
360A-8	1/2"	.69



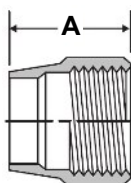
## 362A UNION HOSE SPLICER

PART NUMBER	HOSE	A
362A-6	3/8"	2.95
362A-8	1/2"	2.96



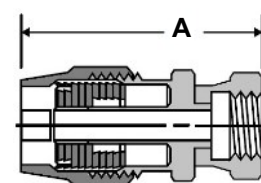
## 361A HOSE NUT

PART NUMBER	HOSE	A	HEX
361A-6	3/8"	1.18	13/16"
361A-8	1/2"	1.125	1-1/4"



## 366A FEMALE SWIVEL HOSE CONNECTOR

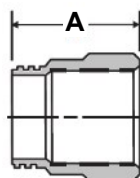
PART NUMBER	HOSE	THD	A
366A-6C	3/8"	3/4-20	2.30
366A-8D	1/2"	7/8-20	2.36



*\*Use w/ 388A Series*

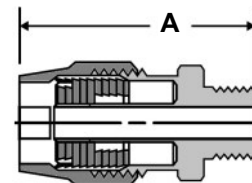
## 361AG SPRING GUARD NUT

PART NUMBER	HOSE	A	HEX
361AG-6	3/8"	1.22	1-1/16"
361AG-8	1/2"	1.19	1-1/4"



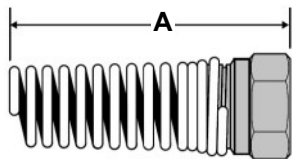
## 368A MALE HOSE CONNECTOR

PART NUMBER	HOSE	MPT	A	HEX
368A-6B	3/8"	1/4"	2.25	1"
368A-6C	3/8"	3/8"	2.38	1"
368A-6D	3/8"	1/2"	2.44	1"
368A-8C	1/2"	3/8"	2.24	1-1/8"
368A-8D	1/2"	1/2"	2.40	1-1/8"



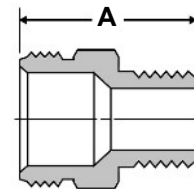
## 371A HOSE NUT WITH SPRING GUARD

PART NUMBER	HOSE	A	HEX
371A-6	3/8"	3.50	13/16"
371A-8	1/2"	3.75	1-1/4"



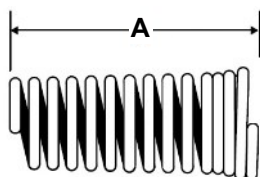
## 388A HOSE ADAPTER

PART NUMBER	STRAIGHT THREAD	MPT	A	HEX
388A-12B	3/4-20	1/4"	1.06	3/4"
388A-12C	3/4-20	3/8"	1.12	3/4"
388A-14C	7/8-20	3/8"	1.19	7/8"
388A-14D	7/8-20	1/2"	1.38	7/8"



## 371AS HOSE SPRING GUARD

PART NUMBER	HOSE	A
371AS-6	3/8"	2.75
371AS-8	1/2"	3.00



## 378A HOSE CONNECTOR W/ SPRING GUARD

PART NUMBER	HOSE	MPT	A	HEX
378A-6B	3/8"	1/4"	4.75	1"
378A-6C	3/8"	3/8"	4.75	1"
378A-6D	3/8"	1/2"	4.88	1"
378A-8C	1/2"	3/8"	5.12	1-1/8"
378A-8D	1/2"	1/2"	4.88	1-1/8"

