






CHECK VALVES

CONSTRUCTION	•CA360 Brass	
APPLICATIONS	•Unidirectional Flow Applications	
RANGES	•Maximum Pressure : 1000 PSIG •Temperature: -40° F to +300° F (Standard) -40° F to +400° F (Special)	

	FEATURES/BENEFITS
	<ul style="list-style-type: none"> •Self Centering Seal Design •O-Ring Soft Seat / Metal Back Up Seat •Zero Leakage •1/3 PSI Cracking Pressure Standard •Optional Cracking Pressures Available •Made in USA  •Guaranteed Quality

NOTES

- Parts that include “PBF” are supplied as low lead compliant.
- Part numbers without the “PBF” distinction are NOT lead free compliant.
- Non-stock items and special parts are available on a quotation basis.
- Configurations and dimensions are subject to change without notice.



⚠ WARNING: Products offered by Robo-Fit can expose you to chemicals such as lead, a chemical which is known to the State of California to cause cancer, birth defects, or other reproductive harm. For more information go to www.P65Warnings.ca.gov




Quality Matters!
Our check valves are proudly
Made in America.




741CV MPTF x MPTF

PART NUMBER	MPT	OAL
741CV-J	1/8"	1.20 ± .03



750CV2 FPT x MPT

PART NUMBER	FPT	MPT
750CV2-JXJ	1/8"	1/8"
750CV2-LXL	1/4"	1/4"
750CV2-NXN	3/8"	3/8"
750CV2-PXP	1/2"	1/2"




745CV FLARE x MPTF

PART NUMBER	FLARE	MPTF
745CV-4J	1/4"	1/8"
745CV-J4	1/8"	1/4"



751CV MPT x MPT

PART NUMBER	FPT	FPT
751CV-JXJ	1/8"	1/8"
751CV-LXL	1/4"	1/4"
751CV-NXN	3/8"	3/8"
751CV-PXP	1/2"	1/2"



750CV1 MPT x FPT

PART NUMBER	MPT	FPT
750CV1-JXJ	1/8"	1/8"
750CV1-LXL	1/4"	1/4"
750CV1-NXN	3/8"	3/8"
750CV1-PXP	1/2"	1/2"



752CV FPT x FPT

PART NUMBER	MPT	MPT
752CV-JXJ	1/8"	1/8"
752CV-LXL	1/4"	1/4"
752CV-NXN	3/8"	3/8"
752CV-PXP	1/2"	1/2"



750CV Series Flow Direction:

*750CV1: Flows From Male to Female Thread

*750CV2: Flows From Female to Male Thread



MADE IN USA