





## BRASS HOSE BARB FITTINGS

<b>CONSTRUCTION</b>	<ul style="list-style-type: none"> <li>• CA360/CA3604 Brass (Straights)</li> <li>• CA360/CA3604/CA377 Brass (Shapes)</li> </ul>	
<b>APPLICATIONS</b>	<ul style="list-style-type: none"> <li>• Use with thermoplastic or rubber hose and tubing. For use with a hose clamp or crimped type fitting.</li> </ul>	
<b>RANGES</b>	<ul style="list-style-type: none"> <li>• Temperature Range: -40° to 160° F.</li> <li>• Pressure Range: Up to 150 PSI</li> </ul>	



### Pipe Thread Assembly:

#### Straight Fittings:

1. Hand Tighten
2. 1/8" to 1/2": Wrench Tight 2 Full 360° Turns  
1/2" & Above: 1 1/2" Full Turns

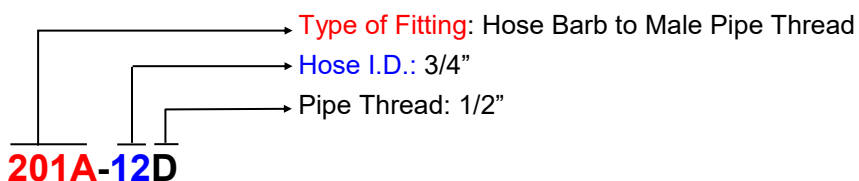
#### Shaped Fittings:

1. Hand Tighten
2. Wrench Tight 1" to 1 1/2" Full 360° Turns

*\*For NPTF Pipe Threads with Pre-Applied Sealant*

### ORDERING INFORMATION

- Parts that include "PBF" are supplied as low lead compliant fittings.
- Part numbers without the "PBF" distinction are NOT lead free compliant.
- Nomenclature Example:




### NOTES

- Non-stock items and special parts are available on a quotation basis.
- Configurations and dimensions are subject to change without notice.

### TYPES OF BARBS

#### Multi-Barb



#### Beaded Hose Barb



Beaded Barbs are popular with 1/2" Hose Sizes and above.

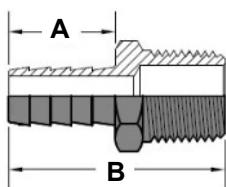
**⚠ WARNING:** Products offered by Robo-Fit can expose you to chemicals such as lead, a chemical which is known to the State of California to cause cancer, birth defects, or other reproductive harm. For more information go to [www.P65Warnings.ca.gov](http://www.P65Warnings.ca.gov)



<p><b>201A</b> Hose Barb to MPT</p> 	<p><b>201A-SV</b> Hose Barb to MPT Swivel</p> 	<p><b>201AB</b> Beaded Hose Barb to MPT</p> 	<p><b>201BF</b> Hose to Male Flare</p> 
<p><b>209A</b> Hose Barb to FPT</p> 	<p><b>209A-SV</b> Hose Barb to FPT Swivel</p> 	<p><b>209AS</b> Hose Barb to Swivel Ball End</p> 	<p><b>122AS</b> Swivel Ball Adapter</p> 
<p><b>209ASF</b> Hose Barb to FM Flare Swivel</p> 	<p><b>HE1</b> 90° Elbow, Hose to MPT</p> 	<p><b>HE1-BK</b> 90° Elbow, Hose to MPT</p> 	<p><b>HE1-FM</b> 90° Elbow, Hose to FPT</p> 
<p><b>269HB</b> 90° Elbow, Beaded Barb to MPT</p> 	<p><b>HE1-45</b> 45° Elbow, Hose to MPT</p> 	<p><b>HM</b> Hose Mender</p> 	<p><b>HM-90</b> 90° Elbow, Hose to Hose</p> 
<p><b>HBT2</b> Hose Barb Tee</p> 	<p><b>122RWA/122LWA</b> Welding Adapter to Hand Thread</p> 	<p><b>209RWA/LWA</b> Welding Adapter, Hose x 9/16-18</p> 	<p><b>BF</b> Hose Crimp On Ferrule</p> 

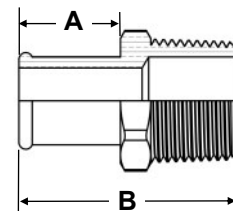
## 201A HOSE BARB TO MPT

PART NUMBER	HOSE ID	MPT	A	B	HEX
201A-3A	3/16"	1/8"-27	.69	1.25	1/2"
201A-3B	3/16"	1/4"-18	.69	1.48	9/16"
201A-4A	1/4"	1/8"-27	.97	1.53	1/2"
201A-4B	1/4"	1/4"-18	.97	1.76	9/16"
201A-4C	1/4"	3/8"-18	.97	1.76	11/16"
201A-5A	5/16"	1/8"-27	.97	1.53	1/2"
201A-5B	5/16"	1/4"-18	.97	1.76	9/16"
201A-5C	5/16"	3/8"-18	.97	1.76	11/16"
201A-6A	3/8"	1/8"-27	.97	1.53	1/2"
201A-6B	3/8"	1/4"-18	.97	1.76	9/16"
201A-6C	3/8"	3/8"-18	.97	1.76	11/16"
201A-6D	3/8"	1/2"-14	.97	1.97	7/8"
201A-8B	1/2"	1/4"-18	.97	1.76	9/16"
201A-8C	1/2"	3/8"-18	.97	1.76	11/16"
201A-8D	1/2"	1/2"-14	.97	1.97	7/8"
201A-8E	1/2"	3/4"-14	.97	1.97	1 1/16"
201A-10C	5/8"	3/8"-18	.97	1.76	11/16"
201A-10D	5/8"	1/2"-14	.97	1.97	7/8"
201A-10E	5/8"	3/4"-14	.97	1.97	1 1/16"
201A-12D	3/4"	1/2"-14	.97	1.97	7/8"
201A-12E	3/4"	3/4"-14	.97	1.97	1 1/16"
201A-12F	3/4"	1"-11 1/2	1.19	2.53	1 3/8"
201A-16E	1"	3/4"-14	1.19	2.19	1 1/16"
201A-16F	1"	1"-11 1/2	1.19	2.53	1 3/8"
201A-20E	1 1/4"	3/4"-14	1.19	2.28	1 3/8"
201A-20F	1 1/4"	1"-11 1/2	1.19	2.53	1 3/8"



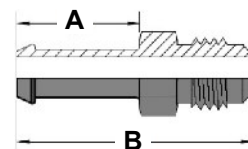
## 201AB BEADED HOSE BARB TO MPT

PART NUMBER	HOSE ID	MPT	A	B	HEX
201AB-4A	1/4"	1/8"-27	.62	1.18	1/2"
201AB-4B	1/4"	1/4"-18	.62	1.41	9/16"
201AB-5A	5/16"	1/8"-27	.62	1.18	1/2"
201AB-5B	5/16"	1/4"-18	.62	1.41	9/16"
201AB-6A	3/8"	1/8"-27	.87	1.43	1/2"
201AB-6B	3/8"	1/4"-18	.87	1.67	9/16"
201AB-6C	3/8"	3/8"-18	.87	1.67	11/16"
201AB-8C	1/2"	3/8"-18	.87	1.67	11/16"
201AB-8D	1/2"	1/2"-14	.87	1.88	7/8"
201AB-10D	5/8"	1/2"-14	.87	1.88	7/8"
201AB-10E	5/8"	3/4"-14	.87	1.88	1 1/16"
201AB-12D	3/4"	1/2"-14	.87	1.88	7/8"
201AB-12E	3/4"	3/4"-14	.87	1.88	1 1/16"



## 201BF HOSE BARB TO MALE FLARE

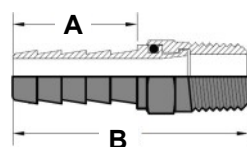
PART NUMBER	HOSE ID	FLARE THREAD	A	B	HEX
201BF-33	3/16"	3/16"	1.50	.75	7/16"
201BF-44	1/4"	1/4"	1.75	.75	1/2"
201BF-45	1/4"	5/16"	1.75	.75	1/2"
201BF-46	1/4"	3/8"	1.84	.87	5/8"
201BF-55	5/16"	5/16"	1.84	.87	5/8"
201BF-66	3/8"	3/8"	1.84	.87	5/8"
201BF-68	3/8"	1/2"	1.97	.97	3/4"
201BF-88	1/2"	1/2"	1.95	.92	7/8"



\*Supplied & available in both beaded and multi barb styles

## 201A-SV HOSE BARB TO MPT SWIVEL

PART NUMBER	HOSE ID	MPT	A	B	HEX
201A-3A-SV	3/16"	1/8"-27	.69	1.48	1/2"
201A-4A-SV	1/4"	1/8"-27	.97	1.76	1/2"
201A-4B-SV	1/4"	1/4"-18	.97	1.80	9/16"
201A-5B-SV	5/16"	1/4"-18	.97	1.80	9/16"
201A-6B-SV	3/8"	1/4"-18	.97	1.80	9/16"
201A-6C-SV	3/8"	3/8"-18	.97	1.80	3/4"
201A-6D-SV	3/8"	1/2"-14	.97	2.00	7/8"
201A-8C-SV	1/2"	3/8"-18	.97	1.80	3/4"
201A-8D-SV	1/2"	1/2"-14	.97	2.00	7/8"
201A-12E-SV	3/4"	3/4"-14	.97	2.15	1 1/8"



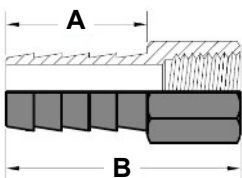
NICKEL PLATING OPTIONS

AVAILABLE



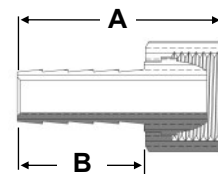
## 209A HOSE BARB TO FPT

PART NUMBER	HOSE ID	FPT	A	B	HEX
209A-4A	1/4"	1/8"-27	.97	1.45	1/2"
209A-4B	1/4"	1/4"-18	.97	1.61	5/8"
209A-4C	1/4"	3/8"-18	.97	1.63	3/4"
209A-5A	5/16"	1/8"-27	.97	1.45	1/2"
209A-5B	5/16"	1/4"-18	.97	1.61	5/8"
209A-5C	5/16"	3/8"-18	.97	1.63	3/4"
209A-6A	3/8"	1/8"-27	.97	1.45	1/2"
209A-6B	3/8"	1/4"-18	.97	1.61	5/8"
209A-6C	3/8"	3/8"-18	.97	1.63	3/4"
209A-6D	3/8"	1/2"-14	.97	1.77	15/16"
209A-8B	1/2"	1/4"-18	.97	1.61	5/8"
209A-8C	1/2"	3/8"-18	.97	1.63	3/4"
209A-8D	1/2"	1/2"-14	.97	1.77	15/16"
209A-10C	5/8"	3/8"-18	.97	1.63	3/4"
209A-10D	5/8"	1/2"-14	.97	1.77	15/16"
209A-12D	3/4"	1/2"-14	.97	1.77	15/16"
209A-12E	3/4"	3/4"-14	.97	1.77	1 1/8"
209A-16E	1"	3/4"-14	.97	1.77	1 1/8"



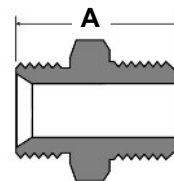
## 209AS HOSE BARB TO SWIVEL BALL END

PART NUMBER	HOSE ID	FPT	A	B
209AS-4B	1/4"	1/4"-18	.97	1.56
209AS-5B	5/16"	1/4"-18	.97	1.56
209AS-6B	3/8"	1/4"-18	.97	1.56
209AS-6C	3/8"	3/8"-18	.97	1.62
209AS-8C	1/2"	3/8"-18	.97	1.62
209AS-8D	1/2"	1/2"-18	.97	1.73
209AS-12E	3/4"	3/4"-14	.97	1.73



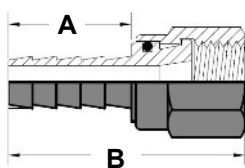
## 122AS SWIVEL BALL ADAPTER

PART NUMBER	MALE N.P.S.M.	MPT	A	HEX
122AS-4A	1/4"	1/8"-27	.91	9/16"
122AS-4B	1/4"	1/4"-18	1.02	9/16"
122AS-6B	3/8"	1/4"-18	1.02	11/16"
122AS-6C	3/8"	3/8"-18	1.09	11/16"
122AS-8C	1/2"	3/8"-18	1.19	27/32"
122AS-8D	1/2"	1/2"-14	1.39	27/32"



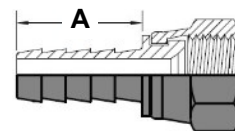
## 209A-SV HOSE BARB TO FPT SWIVEL

PART NUMBER	HOSE ID	FPT	A	B	HEX
209A-3A-SV	3/16"	1/8"-27	.69	1.45	1/2"
209A-4A-SV	1/4"	1/8"-27	.97	1.73	1/2"
209A-4B-SV	1/4"	1/4"-18	.97	1.80	5/8"
209A-5B-SV	5/16"	1/4"-18	.97	1.80	5/8"
209A-6B-SV	3/8"	1/4"-18	.97	1.80	5/8"
209A-6C-SV	3/8"	3/8"-18	.97	1.82	3/4"
209A-6D-SV	3/8"	1/2"-14	.97	1.86	15/16"
209A-8C-SV	1/2"	3/8"-18	.97	1.82	3/4"
209A-8D-SV	1/2"	1/2"-14	.97	1.86	15/16"



## 209ASF HOSE BARB TO FEMALE FLARE SWIVEL

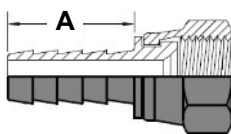
PART NUMBER	HOSE ID	FLARE THREAD	A	HEX
209ASF-44	1/4"	7/16"-20	.97	9/16"
209ASF-45	1/4"	1/2"-20	.97	5/8"
209ASF-55	5/16"	1/2"-20	.97	5/8"
209ASF-68	3/8"	3/4"-16	.97	7/8"
209ASF-88	1/2"	3/4"-16	.97	7/8"
209ASF-810	1/2"	7/8"-14	.97	1"
209ASF-1010	5/8"	7/8"-14	.97	1"
209ASF-1210	3/4"	7/8"-14	.97	1"



\*Female Flare is a dual angle seat, accepting both 37°/45°

## 209ASF-45° HOSE BARB TO FEMALE FLARE SWIVEL

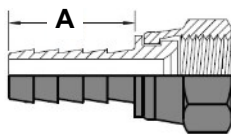
PART NUMBER	HOSE ID	FLARE THREAD	A	HEX
209ASF-46-45°	1/4"	5/8"-18	.97	3/4"
209ASF-56-45°	5/16"	5/8"-18	.97	3/4"
209ASF-66-45°	3/8"	5/8"-18	.97	3/4"
209ASF-1212-45°	3/4"	1 1/16"-14	.97	1 1/4"



\*Flare accepts 45° mating part only

## 209ASF-37° HOSE BARB TO FEMALE FLARE SWIVEL


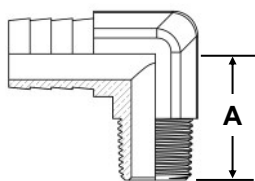
PART NUMBER	HOSE ID	FLARE THREAD	A	HEX
209ASF-46-37°	1/4"	9/16"-18	.97	11/16"
209ASF-56-37°	5/16"	9/16"-18	.97	11/16"
209ASF-66-37°	3/8"	9/16"-18	.97	11/16"
209ASF-1212-37°	3/4"	1 1/16"-12	.97	1 1/4"



\*Flare accepts 37° mating part only

## HE1 90° ELBOW, HOSE TO MPT

PART NUMBER	HOSE ID	MPT	A
HE1-3B	3/16"	1/4"-18	0.95
HE1-4A	1/4"	1/8"-27	0.781
HE1-4B	1/4"	1/4"-18	1.00
HE1-4C	1/4"	3/8"-18	1.00
HE1-5A	5/16"	1/8"-27	0.764
HE1-5B	5/16"	1/4"-18	1.00
HE1-5C	5/16"	3/8"-18	1.09
HE1-6A	3/8"	1/8"-27	0.70
HE1-6B	3/8"	1/4"-18	0.86
HE1-6C	3/8"	3/8"-18	1.00
HE1-6D	3/8"	1/2"-14	1.28
HE1-8B	1/2"	1/4"-18	0.95
HE1-8C	1/2"	3/8"-18	1.08
HE1-8D	1/2"	1/2"-14	1.22
HE1-10C	5/8"	3/8"-18	1.13
HE1-10D	5/8"	1/2"-14	1.21
HE1-12E	3/4"	3/4"-14	1.31
HE1-16F	1"	1"-11.5"	1.75



\*Forged Style



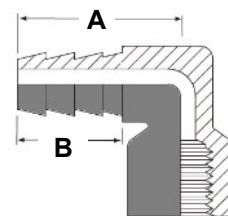
\*Barstock Style

Add a "BK" to the end of the part number

Ex: HE1-4A-BK

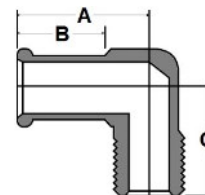
## HE1-FM 90° ELBOW, HOSE TO FPT

PART NUMBER	HOSE ID	FPT	A	B
HE1-4A-FM	1/4"	1/8"-27	1.05	.79
HE1-4B-FM	1/4"	1/4"-18	1.14	.79
HE1-6A-FM	3/8"	1/8"-27	1.33	.97
HE1-6B-FM	3/8"	1/4"-18	1.33	.97
HE1-6C-FM	3/8"	3/8"-18	1.33	.97
HE1-8B-FM	1/2"	1/4"-18	1.64	.97
HE1-8C-FM	1/2"	3/8"-18	1.64	.97
HE1-8D-FM	1/2"	1/2"-14	1.64	.97
HE1-12E-FM	3/4"	3/4"-14	1.52	.97



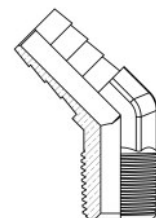
## 269HB 90° ELBOW, BEADED BARB TO MPT

PART NUMBER	HOSE ID	MPT	A	B	C
269HB-6-6	3/8"	3/8"-18	1.19	.78	.88
269HB-8-4	1/2"	1/4"-18	1.16	.78	.99
269HB-8-6	1/2"	3/8"-18	1.16	.78	1.08
269HB-8-8	1/2"	1/2"-14	1.28	.78	1.25
269HB-10-4	5/8"	1/4"-18	1.13	.78	.99
269HB-10-6	5/8"	3/8"-18	1.16	.78	.99
269HB-10-8	5/8"	1/2"-14	1.28	.78	1.25
269HB-12-8	3/4"	1/2"-14	1.28	.78	1.25
269HB-12-12	3/4"	3/4"-14	1.33	.78	1.27



## HE1-45 45° ELBOW, HOSE TO MPT

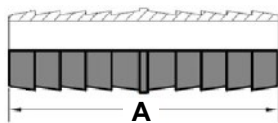
PART NUMBER	HOSE ID	MPT
HE1-45-4A	1/4"	1/8"-27
HE1-45-5A	5/16"	1/8"-27
HE1-45-5B	5/16"	1/4"-18
HE1-45-6A	3/8"	1/8"-27
HE1-45-6B	3/8"	1/4"-18
HE1-45-6C	3/8"	3/8"-18
HE1-45-8B	1/2"	1/4"-18
HE1-45-8C	1/2"	3/8"-18
HE1-45-10C	5/8"	3/8"-18





## HM HOSE MENDER

PART NUMBER	HOSE ID	A
HM-2	1/8"	1.09
HM-3	3/16"	1.65
HM-4	1/4"	2.00
HM-5	5/16"	2.00
HM-6	3/8"	2.00
HM-8	1/2"	2.00
HM-10	5/8"	2.00
HM-12	3/4"	2.00
HM-16	1"	2.00



## 122RWA WELDING ADAPTER 9/16-18 RH

PART NUMBER	MPT	RH THREAD
122RWA-B	1/4"	9/16-18 RH
122RWA-C	3/8"	9/16-18 RH



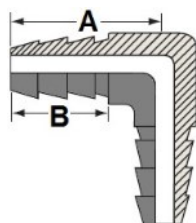
## 209RWA HOSE TO 9/16-18 RH

PART NUMBER	HOSE I.D.	THREAD	HEX
209RWA-3	3/16"	9/16-18 RH	11/16"
209RWA-4	1/4"	9/16-18 RH	11/16"
209RWA-5	5/16"	9/16-18 RH	11/16"
209RWA-6	3/8"	9/16-18 RH	11/16"



## HM-90 90° HOSE MENDER

PART NUMBER	HOSE ID	A	B
HM-90-2	1/8"	.73	.46
HM-90-3	3/16"	1.05	.79
HM-90-4	1/4"	1.05	.79
HM-90-5	5/16"	1.15	.79
HM-90-6	3/8"	1.15	.79
HM-90-8	1/2"	1.25	.87
HM-90-10	5/8"	1.30	.87
HM-90-12	3/4"	1.41	.89



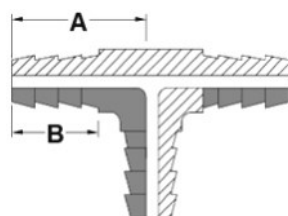
## 122LWA HOSE TO 9/16-18 LH

PART NUMBER	PIPE	LH THREAD
122LWA-B	1/4"	9/16-18 LH
122LWA-C	3/8"	9/16-18 LH



## HBT2 HOSE BARB TEE

PART NUMBER	HOSE ID	A	B
HBT2-2	1/8"	.71	.46
HBT2-3	3/16"	.94	.71
HBT2-4	1/4"	.94	.71
HBT2-5	5/16"	1.18	.79
HBT2-6	3/8"	1.26	.86
HBT2-8	1/2"	1.26	.86
HBT2-10	5/8"	1.33	.90
HBT2-12	3/4"	1.41	.90



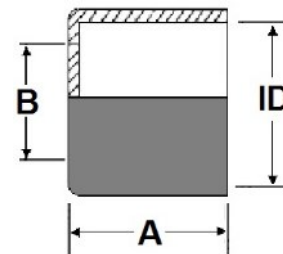
## 209LWA HOSE TO 9/16-18 LH

PART NUMBER	HOSE I.D.	LH THREAD	HEX
209RWA-3	3/16"	9/16-18 LH	11/16"
209RWA-4	1/4"	9/16-18 LH	11/16"
209RWA-5	5/16"	9/16-18 LH	11/16"
209RWA-6	3/8"	9/16-18 LH	11/16"



## BF CRIMP ON FERRULE

Part Number	Cross Ref.	I.D.	Length (A)	Hole (B)	Thickness	Corresponding Barb Sizes
BF-.478-.687-.328	4750	0.478	0.687	0.328	0.025	3/16"
BF-.500-1.00-.343	7322	0.5	1	0.343	0.025	3/16"
BF-.500-500-.343	624	0.5	0.5	0.343	0.02	3/16"
BF-.525-1.00-.375	7323	0.525	1	0.375	0.025	1/4"
BF-.525-1.00-.437	9974	0.525	1	0.437	0.025	1/4"
BF-.525-470-.360	625	0.525	0.47	0.36	0.02	1/4"
BF-.531-1.00-.375	7324	0.531	1	0.375	0.025	1/4"
BF-.560-.750-.375	3588	0.56	0.75	0.375	0.02	1/4"
BF-.593-1.00-.437	7326	0.593	1	0.437	0.025	5/16"
BF-.600-500-.500	JJ	0.6	0.5	0.5	0.02	5/16"
BF-.625-500-.500	II	0.625	0.5	0.5	0.02	5/16"
BF-.625-1.00-.437	7327	0.625	1	0.437	0.025	3/8"
BF-.650-500-.500	HH	0.65	0.5	0.5	0.02	3/8"
BF-.656-1.00-.437	7328	0.656	1	0.437	0.025	3/8"
BF-.675-.515-.500	GG	0.675	0.515	0.5	0.02	3/8"
BF-.690-1.00-.500	7329	0.69	1	0.5	0.025	3/8"
BF-.725-.530-.500	EE	0.725	0.53	0.5	0.02	3/8"
BF-.750-.531-.500	DD	0.75	0.531	0.5	0.02	3/8"
BF-.750-1.00-.625	7331	0.75	1	0.625	0.025	1/2"
BF-.775-.531-.500	CC	0.775	0.531	0.5	0.02	3/8"
BF-.781-1.00-.625	7332	0.781	1	0.625	0.025	1/2"
BF-.812-1.00-.625	7333	0.812	1	0.625	0.025	1/2"
BF-.937-.875-.750	7242	0.937	0.875	0.75	0.025	5/8"
BF-.975-.843-.687	5028A	0.975	0.843	0.687	0.025	5/8"
BF-1.025-.843-.687	7114A	1.025	0.843	0.687	0.025	5/8"
BF-1.150-.843-.875	7104A	1.15	0.843	0.875	0.025	3/4"
BF-1.175-.875-.875	7088A	1.175	0.875	0.875	0.025	3/4"
BF-1.500-.875-1.125	1500	1.5	0.875	1.125	0.025	1"



Please note that "Corresponding Barb Sizes" is a recommendation provided by Robo-Fit based on commonly used industry specifications. However, it is important to understand that Robo-Fit does not take responsibility for the accuracy or suitability of this recommendation. It is the user's responsibility to ensure that the selected combination of hose and fittings is appropriate for their intended application and meets all relevant safety standards and regulations. Robo-Fit strongly advises users to seek professional guidance and perform appropriate testing to verify the compatibility and integrity of any assembly. By using Robo-Fit products, you acknowledge and agree to assume full responsibility for the proper selection, installation, and use of all components.