




# ROBO-FIT, LLC



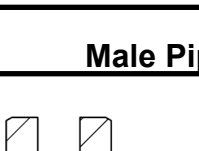



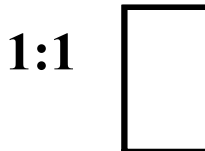

## TRANSPORTATION PRODUCT CATALOG





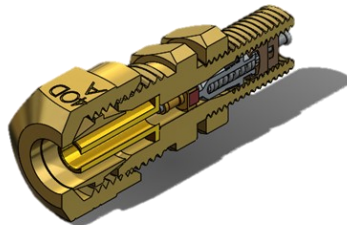
*Connecting Like Family*




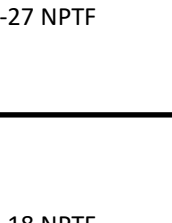



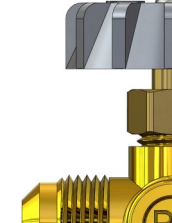



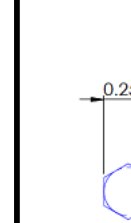

440-893-9878

WWW.ROBO-FIT.COM

Male Pipe Size	
	1/8"-27 NPTF
	1/4"-18 NPTF
	3/8"-18 NPTF
	1/2"-14 NPTF
	3/4"-14 NPTF
	1"-11.5 NPTF

**SCALE- 1:1**



Hex Size	
	
	
	
	
	
	
	






## TABLE OF CONTENTS

CATALOG SECTION	PAGE NUMBER
BRASS PIPE FITTINGS	2-9
STEEL BULKHEADS & ADAPTERS	10-13
BRASS HOSE BARB FITTINGS	14-20
BRASS PUSH-LOK HOSE BARB FITTINGS	21-25
BRASS FLARE FITTINGS	26-36
NYLON AIR BRAKE DOT FITTINGS	37-41
BRASS PUSH-IN DOT FITTINGS	42-48
COMPOSITE PUSH-IN DOT FITTINGS	49-53
NYLON AIR BRAKE TUBING	54-55
AIR BRAKE HOSE ENDS	56-59
J1402 AIR BRAKE HOSE	60
DRAIN & TRUCK VALVES	61-63
SELECTOR VALVES	64-66
PANEL MOUNT BALL VALVES	67-68
INDUSTRIAL BALL VALVES	69-70
CHECK VALVES	71-72
BRASS MINI BALL VALVES	73-74
PUSH BUTTON VALVES	75
PRODUCT WARRANTY	76
PRODUCT INDEX	77
PIPE THREAD SPECIFICATIONS	78
FITTING CONFIGURATION AND NUMBERING	79-80
PROPOSITION 65	81
SAE SPECIFICATIONS	82
FITTING ASSEMBLY REFERENCE CHART	83
QUALITY CONTROL EQUIPMENT	84



## BRASS PIPE FITTINGS

<b>CONSTRUCTION</b>	<ul style="list-style-type: none"> <li>• CA360, CA345, CA3604, CA377 Brass</li> </ul> 
<b>APPLICATIONS</b>	<ul style="list-style-type: none"> <li>• Use with brass, copper or iron pipe</li> </ul> 
<b>RANGES</b>	<ul style="list-style-type: none"> <li>• Temperature Range: 65° to +250° F.</li> <li>• Pressure Range: Up to 1000 PSI</li> </ul> 



### Pipe Thread Assembly:

#### Straight Fittings:

1. Hand Tighten
2. 1/8" to 1/2": Wrench Tight 2 Full 360° Turns  
1/2" & Above: 1 1/2" Full Turns

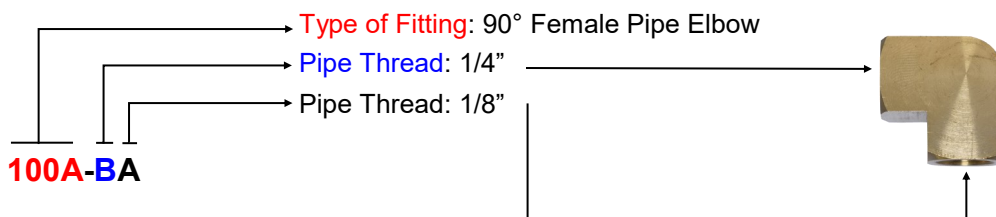
#### Shaped Fittings:

1. Hand Tighten
2. Wrench Tight 1" to 1 1/2" Full 360° Turns

*\*For NPTF Pipe Threads with Pre-Applied Sealant*

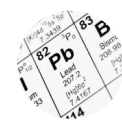
## ORDERING INFORMATION

- Parts that include "F" in the part number, for example, 101AF-A, are supplied forgings.
- Parts that include "PBF" or "LF" are supplied as low lead compliant fittings.
- Part number without the "PBF" distinction are NOT lead free compliant.
- Nomenclature Example:



## NOTES

- Non-stock items and special parts are available on a quotation basis.
- Configurations and dimensions are subject to change without notice.




**Quality Matters!**  
Our Pipe Threads are made with the proper wall thickness and are made to dry-seal specifications.



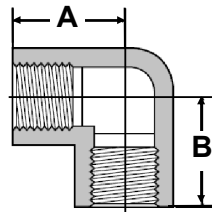
**⚠ WARNING:** Products offered by Robo-Fit can expose you to chemicals such as lead, a chemical which is known to the State of California to cause cancer, birth defects, or other reproductive harm. For more information go to [www.P65Warnings.ca.gov](http://www.P65Warnings.ca.gov)

<p><b>100A</b> 90° Female Elbow</p> 	<p><b>100-45A</b> 45° Female Elbow</p> 	<p><b>101A</b> Female Pipe Tee</p> 	<p><b>102A</b> Female Cross Tee</p> 	<p><b>103A</b> Female Coupling</p> 	<p><b>104A</b> Ground Joint</p> 
<p><b>108A</b> Pipe Cap</p> 	<p><b>109A (Cored)</b> Square Head Plug</p> 	<p><b>109AS (Solid)</b> Square Head Plug</p> 	<p><b>109CS</b> Counter Sunk Plug</p> 	<p><b>110FB</b> Face Bushing</p> 	<p><b>110A</b> Hex Bushing</p> 
<p><b>111A</b> Lock Nut</p> 	<p><b>112A</b> Close Nipple</p> 	<p><b>113A</b> Yellow Brass Nipple</p> 	<p><b>113RB</b> Red Brass Nipple</p> 	<p><b>116A</b> 90° Street Elbow</p> 	<p><b>116AL</b> 90° Long Street Elbow</p> 
<p><b>116AM</b> 90° Male Elbow</p> 	<p><b>117A</b> Slotted Plug</p> 	<p><b>119A</b> Reducer</p> 	<p><b>120A</b> Adapter</p> 	<p><b>121A (Cored)</b> Hex Head Plug</p> 	<p><b>121AS (Solid)</b> Hex Head Plug</p> 
<p><b>122A</b> Hex Nipple</p> 	<p><b>123A</b> Hex Reducing Nipple</p> 	<p><b>124A</b> 45° Street Elbow</p> 	<p><b>127A</b> Street Tee</p> 	<p><b>127S</b> Street Tee (FXMXM)</p> 	<p><b>T9</b> Branch Tee</p> 
<p><b>129A</b> Bulkhead</p> 					

## 100A 90° ELBOW FPT TO FPT

PART NUMBER	PIPE THREAD	A	B
100A-A	1/8"	.59	.59
100AF-A	1/8"	.58	.58
100A-B	1/4"	.78	.78
100AF-B	1/4"	.72	.72
100A-BA	1/4" x 1/8"	.72	.72
100A-C	3/8"	.84	.84
100A-CB	3/8" x 1/4"	.84	.84
100AF-CB	3/8" x 1/4"	.81	.81
100A-D	1/2"	.84	.84
100AF-D	1/2"	1.00	1.00
100A-DC	1/2" x 3/8"	1.00	1.00
100AF-DC	1/2" x 3/8"	1.00	1.00
100A-E	3/4"	1.18	1.18
100AF-E	3/4"	1.10	1.10

REF SAE 130238



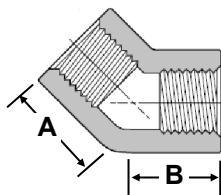
Forged Style



Barstock Style

## 100-45A ELBOW 45° FPT TO FPT

PART NUMBER	PIPE THREAD	A	B
100-45A-A	1/8"	.46	.46
100-45A-B	1/4"	.64	.64
100-45A-C	3/8"	.61	.61
100-45A-D	1/2"	.91	.91
100-45A-E	3/4"	1.00	1.00

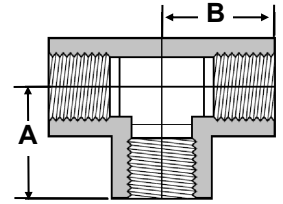


Barstock Style

## 101A TEE FPT ALL ENDS

PART NUMBER	PIPE THREAD	A	B
101A-A	1/8"	.56	.56
101AF-A	1/8"	.56	.56
101A-B	1/4"	.75	.75
101AF-B	1/4"	.72	.72
101A-BBA	1/4" x 1/4" x 1/8"	.69	.69
101A-C	3/8"	.84	.84
101AF-C	3/8"	.84	.84
101A-CCB	3/8" x 3/8" x 1/4"	.80	.85
101A-D	1/2"	1.09	1.09
101AF-D	1/2"	.98	.98
100A-DDC	1/2" x 1/2" x 3/8"	1.00	1.00
101A-E	3/4"	1.18	1.18
101AF-E	3/4"	1.13	1.13

REF SAE 130438



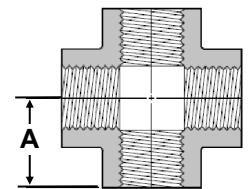
Forged Style



Barstock Style

## 102A CROSS FPT ALL ENDS

PART NUMBER	PIPE THREAD	A
102A-A	1/8"	.65
102AF-A	1/8"	.52
102A-B	1/4"	.78
102AF-B	1/4"	.66
102A-C	3/8"	.98
102AF-C	3/8"	.82
102AF-D	1/2"	1.08
102A-D	1/2"	1.07
102AF-E	3/4"	1.18



Forged Style


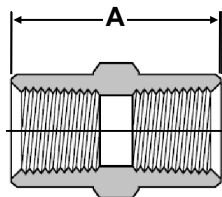


Barstock Style

## 103A COUPLING FPT TO FPT


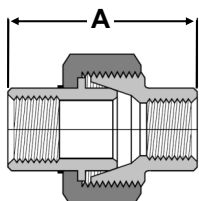
PART NUMBER	PIPE THREAD	A	HEX
103AH-A	1/8"	.75	9/16"
103AH-B	1/4"	1.12	3/4"
103AH-C	3/8"	1.12	7/8"
103AH-D	1/2"	1.50	1-1/16"
103AH-E	3/4"	1.53	1-3/8"

REF SAE 130138



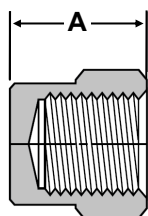
## 104A GROUND JOINT UNION FPT TO FPT

PART NUMBER	PIPE THREAD	A	HEX
104A-A	1/8"	1.19	9/16"
104A-B	1/4"	1.22	11/16"
104A-C	3/8"	1.72	11/16"
104A-D	1/2"	1.78	15/16"
104A-E	3/4"	1.88	1-1/4"



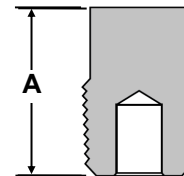
## 108A PIPE CAP

PART NUMBER	PIPE THREAD	A	HEX
108A-A	1/8"	.47	9/16"
108A-B	1/4"	.59	11/16"
108A-C	3/8"	.69	13/16"
108A-D	1/2"	.78	15/16"
108A-E	3/4"	.94	1-1/4"



## 109A SQUARE HEAD PLUG CORED

PART NUMBER	PIPE THREAD	A
109A-A	1/8"	.58
109A-B	1/4"	.70
109A-C	3/8"	.73
109A-D	1/2"	.93
109A-E	3/4"	1.00
109A-F	1"	1.20



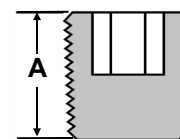
## 109AS SQUARE HEAD PLUG SOLID

PART NUMBER	PIPE THREAD	A
109AS-D	1/2"	.93
109AS-E	3/4"	1.00
109AS-F	1"	1.20



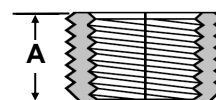
## 109CS COUNTER-SUNK PLUG

PART NUMBER	PIPE THREAD	A
109CS-A	1/8"	.30
109CS-B	1/4"	.45
109CS-C	3/8"	.45
109CS-D	1/2"	.60
109CS-E	3/4"	.55



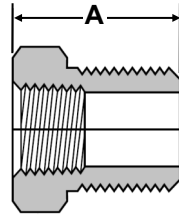
## 110FB FACE BUSHING

PART NUMBER	PIPE THREAD	A
110FB-CB	3/8" x 1/4"	.50
110FB-DB	1/2" x 1/4"	.53
110FB-DC	1/2" x 3/8"	.53
110FB-ED	3/4" x 1/2"	.55



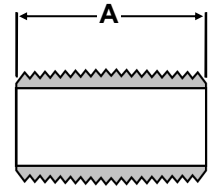
## 110A HEX BUSHING

PART NUMBER	PIPE THREAD	A	HEX
110A-BA	1/4" x 1/8"	.62	9/16"
110AH-BA	1/4" x 1/8"	.75	9/16"
110A-CA	3/8" x 1/8"	.69	11/16"
110AH-CA	3/8" x 1/8"	.75	11/16"
110A-CB	3/8" x 1/4"	.69	11/16"
110AH-CB	3/8" x 1/4"	.75	3/4"
110A-DA	1/2" x 1/8"	.81	13/16"
110AH-DA	1/2" x 1/8"	1.00	7/8"
110A-DB	1/2" x 1/4"	.81	13/16"
110AH-DB	1/2" x 1/4"	1.00	7/8"
110A-DC	1/2" x 3/8"	.81	13/16"
110AH-DC	1/2" x 3/8"	1.00	7/8"
110A-EA	3/4" x 1/8"	.94	1-1/16"
110AH-EA	3/4" x 1/8"	1.00	1-1/8"
110A-EB	3/4" x 1/4"	.94	1-1/16"
110AH-EB	3/4" x 1/4"	1.00	1-1/8"
110A-EC	3/4" x 3/8"	.94	1-1/16"
110AH-EC	3/4" x 3/8"	1.00	1-1/8"
110A-ED	3/4" x 1/2"	.94	1-1/16"
110AH-ED	3/4" x 1/2"	1.00	1-1/8"
110A-FB	1" x 1/4"	1.12	1-3/8"
110A-FC	1" x 3/8"	1.12	1-3/8"
110A-FD	1" x 1/2"	1.12	1-3/8"
110A-FE	1" x 3/4"	1.12	1-3/8"




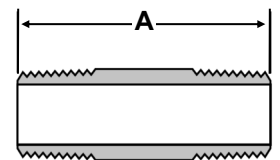
## 112A CLOSE NIPPLE

PART NUMBER	PIPE THREAD	A
112A-A	1/8"	.75
112A-B	1/4"	.88
112A-C	3/8"	1.00
112A-D	1/2"	1.12
112A-E	3/4"	1.31
112A-F	1"	1.31



## 113A LONG NIPPLE (YELLOW BRASS)

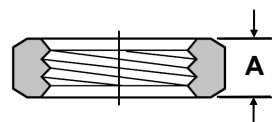
PART NUMBER	PIPE THREAD	A
113A-A15	1/8"	1-1/2"
113A-B15	1/4"	1-1/2"
113A-C15	3/8"	1-1/2"
113A-D15	1/2"	1-1/2"
113A-E15	3/4"	1-1/2"
113A-A2	1/8"	2"
113A-B2	1/4"	2"
113A-C2	3/8"	2"
113A-D2	1/2"	2"
113A-A25	1/8"	2.5"
113A-B25	1/4"	2.5"
113A-C25	3/8"	2.5"
113A-D25	1/2"	2.5"
113A-E25	3/4"	2.5"
113A-E3	3/4"	2"



REF SAE 130140 (AH Style)

## 111A LOCK NUT

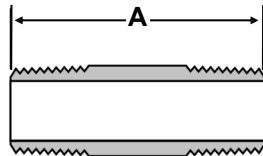
PART NUMBER	PIPE THREAD	A	HEX
111A-A	1/8"	.19	11/16"
111A-B	1/4"	.25	7/8"
111A-C	3/8"	.31	1"
111A-D	1/2"	.25	1-1/8"
111A-E	3/4"	.33	1-1/2"






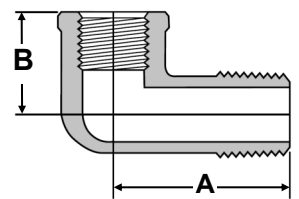
## 113RB LONG NIPPLE (RED BRASS)

PART NUMBER	PIPE THREAD	A
113RB-A25	1/8"	2-1/2"
113RB-B25	1/4"	2-1/2"
113RB-C25	3/8"	2-1/2"
113RB-D25	1/2"	2-1/2"
113RB-E25	3/4"	2-1/2"
113RB-A3	1/8"	3"
113RB-B3	1/4"	3"
113RB-C3	3/8"	3"
113RB-D3	1/2"	3"
113RB-E3	3/4"	3"
113RB-A35	1/8"	3-1/2"
113RB-B35	1/4"	3-1/2"
113RB-C35	3/8"	3-1/2"
113RB-D35	1/2"	3-1/2"
113RB-E35	3/4"	3-1/2"
113RB-A4	1/8"	4"
113RB-B4	1/4"	4"
113RB-C4	3/8"	4"
113RB-D4	1/2"	4"
113RB-E4	3/4"	4"
113RB-A45	1/8"	4-1/2"
113RB-B45	1/4"	4-1/2"
113RB-C45	3/8"	4-1/2"
113RB-D45	1/2"	4-1/2"
113RB-E45	3/4"	4-1/2"
113RB-A5	1/8"	5"
113RB-B5	1/4"	5"
113RB-C5	3/8"	5"
113RB-D5	1/2"	5"
113RB-E5	3/4"	5"
113RB-A55	1/8"	5-1/2"
113RB-B55	1/4"	5-1/2"
113RB-C55	3/8"	5-1/2"
113RB-D55	1/2"	5-1/2"
113RB-E55	3/4"	5-1/2"
113RB-A6	1/8"	6"
113RB-B6	1/4"	6"
113RB-C6	3/8"	6"
113RB-D6	1/2"	6"
113RB-E6	3/4"	6"




## 116A 90° STREET ELBOW


PART NUMBER	PIPE THREAD	A	B
116A-A	1/8"	.62	.35
116AF-A	1/8"	.81	.56
116A-A-BK	1/8"	.62	.48
116A-B	1/4"	.78	.43
116AF-B	1/4"	.86	.44
116A-B-BK	1/4"	.91	.72
116A-C	3/8"	1.00	.89
116AF-C	3/8"	.98	.68
116A-C-BK	3/8"	.97	.78
116A-D	1/2"	1.25	1.03
116AF-D	1/2"	1.43	.94
116A-D-BK	1/2"	1.25	1.03
116A-E	3/4"	1.40	1.08
116AF-E	3/4"	1.50	.91
116A-E-BK	3/4"	1.39	1.10



Mailbox Style




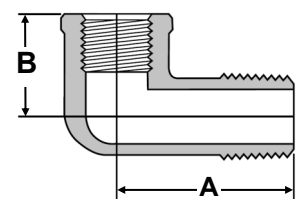
Forged Style



Block Style

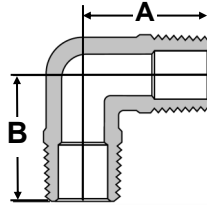
## 116AL STREET ELBOW LONG PATTERN

PART NUMBER	PIPE THREAD	A	B
116AL-A	1/8"	.80	.46
116AL-B	1/4"	1.10	.68
116AL-C	3/8"	1.29	.95




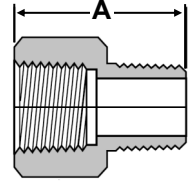
## 116AM MALE ELBOW

PART NUMBER	PIPE THREAD	A	B
116AM-A	1/8"	.69	.69
116AMF-A	1/8"	.71	.71
116AM-B	1/4"	.88	.88
116AMF-B	1/4"	1.09	1.09
116AMF-BA	1/4" x 1/8"	.77	.95
116AM-C	3/8"	1.06	1.06
116AM-CB	3/8" x 1/4"	.92	.92
116AM-D	1/2"	1.40	1.40
116AMF-D	1/2"	1.41	1.41
116AM-DC	1/2" x 3/8"	1.02	1.12



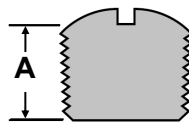
## 120A ADAPTER FPT TO MPT

PART NUMBER	PIPE THREAD	A	Hex
120AH-AA	1/8" x 1/8"	.87	9/16"
120AH-BA	1/4" x 1/8"	1.06	3/4"
120AH-BB	1/4" x 1/4"	1.06	3/4"
120A-CA	3/8" x 1/8"	1.00	3/4"
120AH-CB	3/8" x 1/4"	1.25	7/8"
120AH-CC	3/8" x 3/8"	1.25	1.06
120AH-DB	1/2" x 1/4"	1.46	1-1/16"
120AH-DC	1/2" x 3/8"	1.46	1-1/16"
120AH-DD	1/2" x 1/2"	1.65	1-1/16"
120A-ED	3/4" x 1/2"	1.22	1-1/4"



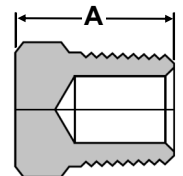
## 117A SLOTTED PLUG

PART NUMBER	PIPE THREAD	A
117A-A	1/8"	.30
117A-B	1/4"	.45
117A-C	3/8"	.45




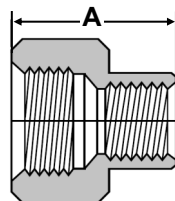
## 121A HEX HEAD PLUG CORED

PART NUMBER	PIPE THREAD	A	Hex
121A-A	1/8"	.56	7/16"
121A-B	1/4"	.62	9/16"
121A-C	3/8"	.72	11/16"
121A-D	1/2"	.81	7/8"
121A-E	3/4"	.84	1-1/16"
121A-F	1"	1.12	1-3/16"



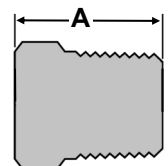
## 119A REDUCER FPT TO FPT

PART NUMBER	PIPE THREAD	A	Hex
119AH-BA	1/4" x 1/8"	.96	3/4"
119A-CA	3/8" x 1/8"	1.00	3/4"
119AH-CB	3/8" x 1/4"	1.16	7/8"
119A-DA	1/2" x 1/8"	1.19	15/16"
119AH-DB	1/2" x 1/4"	1.38	1-1/16"
119AH-DC	1/2" x 3/8"	1.38	1-1/16"
119A-ED	3/4" x 1/2"	1.19	1-1/4"
119AH-ED	3/4" x 1/2"	1.50	1-3/8"



## 121AS HEX HEAD PLUG SOLID

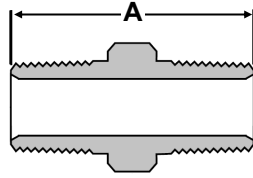
PART NUMBER	PIPE THREAD	A	Hex
121AS-A	1/8"	.56	7/16"
121AS-B	1/4"	.62	9/16"
121AS-C	3/8"	.72	11/16"
121AS-D	1/2"	.81	7/8"
121AS-E	3/4"	.94	1-1/16"



REF SAE 130138 (AH Style)

## 122A HEX NIPPLE

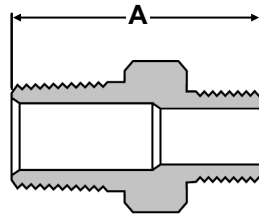
PART NUMBER	PIPE THREAD	A	Hex
122AH-A	1/8"	.97	7/16"
122AH-B	1/4"	1.37	9/16"
122AH-C	3/8"	1.40	11/16"
122AH-D	1/2"	1.81	7/8"
122AH-E	3/4"	1.96	1-1/8"



REF SAE 130137

## 123A HEX REDUCING NIPPLE

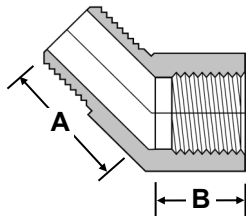
PART NUMBER	PIPE THREAD	A	Hex
123AH-BA	1/4" x 1/8"	1.18	9/16"
123AH-CA	3/8" x 1/8"	1.21	11/16"
123AH-CB	3/8" x 1/4"	1.40	11/16"
123AH-DB	1/2" x 1/4"	1.62	7/8"
123AH-DC	1/2" x 3/8"	1.62	7/8"
123A-ED	3/4" x 1/2"	1.50	1-1/16"



REF SAE 130137 (AH Style)

## 124A STREET ELBOW 45°


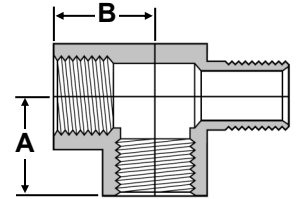
PART NUMBER	PIPE THREAD	A	B
124A-A	1/8"	.38	.50
124A-B	1/4"	.74	.55
124A-C	3/8"	.78	.56
124A-D	1/2"	.98	.74
124A-E	3/4"	1.125	.75



REF SAE 130339

## 127A STREET TEE FPT TO MPT TO FPT


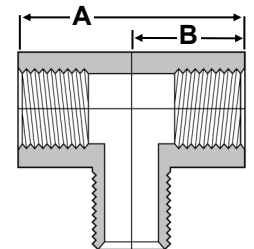
PART NUMBER	PIPE THREAD	A	B
127A-A	1/8"	.55	.56
127A-B	1/4"	.78	.91
127A-C	3/8"	.84	1.03
127A-D	1/2"	1.16	1.16



REF SAE 130339

## T9 BRANCH TEE FPT TO FPT TO MPT

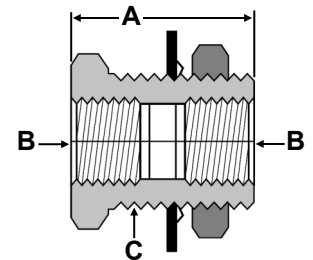
PART NUMBER	PIPE THREAD	A	B
T9-222	1/8"	.62	.31
T9-444	1/4"	1.50	.75
T9-666	3/8"	1.60	.80
T9-888	1/2"	2.14	1.07



REF SAE 130425

## 129A BULKHEAD ADAPTER

PART NUMBER	A	B	C
129A-A	1.50	1/8" FPT	5/8-18
129AS-B	.92	1/4" FPT	3/4-16
129A-B	1.50	1/4" FPT	3/4-16
129A-C	1.32	3/8" FPT	1-14
129A-D	1.50	1/2" FPT	1 1/8-14
129A-E	1.50	3/4" FPT	1-5/16-12





## STEEL BULKHEADS & ADAPTERS

<b>CONSTRUCTION</b>	<ul style="list-style-type: none"> <li>• AISI 1045 Steel, Carbon Steel:12L14</li> <li>Plating: ASTM B 633 Type V (High Corrosion Clear Trivalent)</li> </ul>
<b>APPLICATIONS</b>	<ul style="list-style-type: none"> <li>• Panel Mounts</li> <li>• Transportation: Air brake systems, trucks, trails, RVs.</li> </ul>
<b>RANGES</b>	<ul style="list-style-type: none"> <li>• Temperature Range: 0°F to 350° F.</li> <li>• Pressure Range: Up to 2500PSI</li> </ul>



### Pipe Thread Assembly:

#### Straight Fittings:

1. Hand Tighten
2. 1/8" to 1/2": Wrench Tight 2 Full 360° Turns  
1/2" & Above: 1 1/2" Full Turns

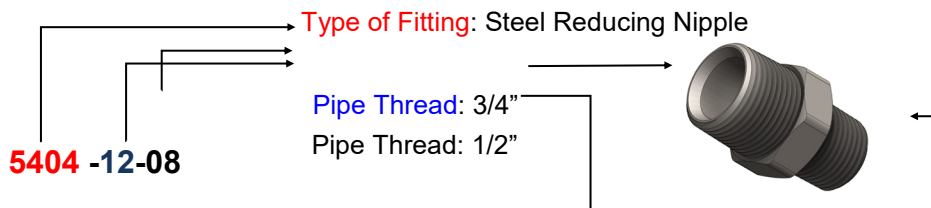


#### Shaped Fittings:

1. Hand Tighten
2. Wrench Tight 1" to 1 1/2" Full 360° Turns

## ORDERING INFORMATION

- Nomenclature Example:



### Quality Matters!

Our pipe threads are made with the proper wall thickness and are made to dry-seal specifications.

## NOTES

- Non-stock items and special parts are available on a quotation basis.
- Configurations and dimensions are subject to change without notice.

**⚠ WARNING:** Products offered by Robo-Fit can expose you to chemicals such as lead, a chemical which is known to the State of California to cause cancer, birth defects, or other reproductive harm. For more information go to [www.P65Warnings.ca.gov](http://www.P65Warnings.ca.gov)

**RF21204**

90° Female Elbow




**RF5465**

90° Female Elbow



**RF5498**

90° Female Elbow



**RF5730**

90° Female Elbow




**RF17709**

90° Female Elbow




**RF11304**

90° Female Elbow




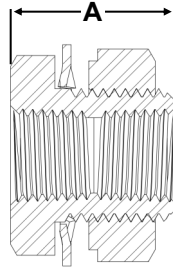
**5404**

90° Female Elbow



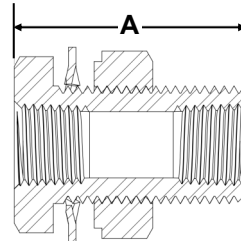
## RF21204 1/4" Steel Bulkhead Coupling (Short)

PART NUMBER	FPT	FPT	STRAIGHT THREAD	A	BODY HEX	NUT HEX
RF21204	1/4"	1/4"	3/4"-16 UNF	.94"	1"	1.063"




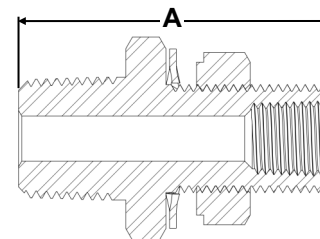
## RF5465 1/4" Steel Bulkhead Coupling

PART NUMBER	FPT	FPT	STRAIGHT THREAD	A	BODY HEX	NUT HEX
RF5465	1/4"	1/4"	3/4"-16 UNF	1.25"	1"	1.063"




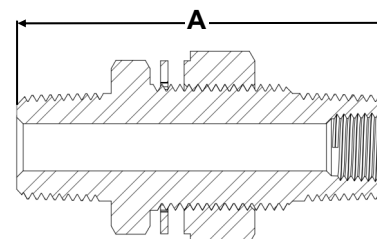
## RF5498 Steel Bulkhead Adapter Coupling

PART NUMBER	MPT	FPT	STRAIGHT THREAD	A	BODY HEX	NUT HEX
RF5498	1/2"	1/4"	3/4"-16 UNF	2.16"	1.25"	1.063"




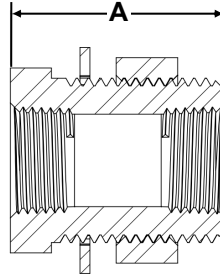
## RF5730 Steel Bulkhead Adapter Coupling

PART NUMBER	MPT	FPT	STRAIGHT THREAD	A	BODY HEX	NUT HEX
RF5730	1/2"	1/4"	1"-14 UNS	2.94"	1.25"	1.375"




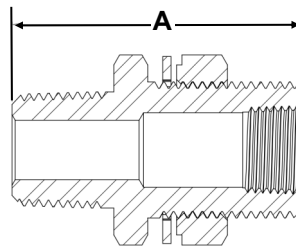
## RF17709 3/8" Steel Bulkhead Coupling

PART NUMBER	FPT	FPT	STRAIGHT THREAD	A	BODY HEX	NUT HEX
RF17709	3/8"	3/8"	1"-14 UNS	1.31"	1.125"	1.25"




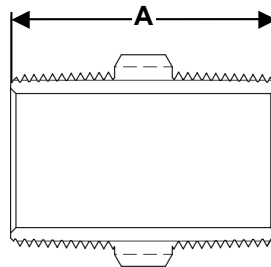
## RF11304 Steel Bulkhead Adapter Coupling

PART NUMBER	MPT	FPT	STRAIGHT THREAD	OAL	BODY HEX	NUT HEX
RF11304	1/2"	3/8"	1"-14 UNS	2.15"	1.25"	1.25"





## 5404 Steel Hex Nipple

PART NUMBER	MPT	MPT	A	BODY HEX
5404-12-08	3/4"	1/2"	1.925"	1.125"
5404-12-12	3/4"	3/4"	1.96"	1.125"





## BRASS HOSE BARB FITTINGS

<b>CONSTRUCTION</b>	<ul style="list-style-type: none"> <li>• CA360/CA3604 Brass (Straights)</li> <li>• CA360/CA3604/CA377 Brass (Shapes)</li> </ul> 
<b>APPLICATIONS</b>	<ul style="list-style-type: none"> <li>• Use with thermoplastic or rubber hose and tubing. For use with a hose clamp or crimped type fitting.</li> <li>• Temperature Range: -40° to 160° F.</li> </ul>
<b>RANGES</b>	<ul style="list-style-type: none"> <li>• Pressure Range: Up to 150 PSI</li> </ul> 



### Pipe Thread Assembly:

#### Straight Fittings:

1. Hand Tighten
2. 1/8" to 1/2": Wrench Tight 2 Full 360° Turns  
1/2" & Above: 1 1/2" Full Turns

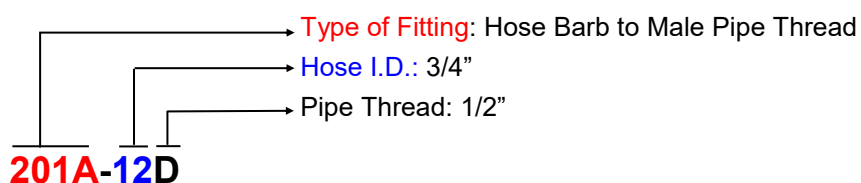
#### Shaped Fittings:

1. Hand Tighten
2. Wrench Tight 1" to 1 1/2" Full 360° Turns

*\*For NPTF Pipe Threads with Pre-Applied Sealant*

### ORDERING INFORMATION

- Parts that include "PBF" are supplied as low lead compliant fittings.
- Part numbers without the "PBF" distinction are NOT lead free compliant.
- Nomenclature Example:



### NOTES

- Non-stock items and special parts are available on a quotation basis.
- Configurations and dimensions are subject to change without notice.

### TYPES OF BARBS

#### Multi-Barb



#### Beaded Hose Barb



Beaded Barbs are popular with 1/2" Hose Sizes and above.

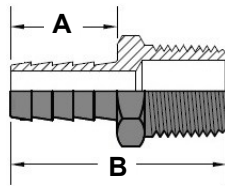
**⚠ WARNING:** Products offered by Robo-Fit can expose you to chemicals such as lead, a chemical which is known to the State of California to cause cancer, birth defects, or other reproductive harm. For more information go to [www.P65Warnings.ca.gov](http://www.P65Warnings.ca.gov)



<p><b>201A</b> Hose Barb to MPT</p> 	<p><b>201A-SV</b> Hose Barb to MPT Swivel</p> 	<p><b>201AB</b> Beaded Hose Barb to MPT</p> 	<p><b>201BF</b> Hose to Male Flare</p> 
<p><b>209A</b> Hose Barb to FPT</p> 	<p><b>209A-SV</b> Hose Barb to FPT Swivel</p> 	<p><b>209AS</b> Hose Barb to Swivel Ball End</p> 	<p><b>122AS</b> Swivel Ball Adapter</p> 
<p><b>209ASF</b> Hose Barb to FM Flare Swivel</p> 	<p><b>HE1</b> 90° Elbow, Hose to MPT</p> 	<p><b>HE1-BK</b> 90° Elbow, Hose to MPT</p> 	<p><b>HE1-FM</b> 90° Elbow, Hose to FPT</p> 
<p><b>269HB</b> 90° Elbow, Beaded Barb to MPT</p> 	<p><b>HE1-45</b> 45° Elbow, Hose to MPT</p> 	<p><b>HM</b> Hose Mender</p> 	<p><b>HM-90</b> 90° Elbow, Hose to Hose</p> 
<p><b>HBT2</b> Hose Barb Tee</p> 	<p><b>122RWA/122LWA</b> Welding Adapter to Hand Thread</p> 	<p><b>209RWA/LWA</b> Welding Adapter, Hose x 9/16-18</p> 	<p><b>BF</b> Hose Crimp On Ferrule</p> 

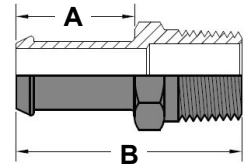
## 201A HOSE BARB TO MPT

PART NUMBER	HOSE ID	MPT	A	B	HEX
201A-3A	3/16"	1/8"-27	.69	1.25	1/2"
201A-3B	3/16"	1/4"-18	.69	1.48	9/16"
201A-4A	1/4"	1/8"-27	.97	1.53	1/2"
201A-4B	1/4"	1/4"-18	.97	1.76	9/16"
201A-4C	1/4"	3/8"-18	.97	1.76	11/16"
201A-5A	5/16"	1/8"-27	.97	1.53	1/2"
201A-5B	5/16"	1/4"-18	.97	1.76	9/16"
201A-5C	5/16"	3/8"-18	.97	1.76	11/16"
201A-6A	3/8"	1/8"-27	.97	1.53	1/2"
201A-6B	3/8"	1/4"-18	.97	1.76	9/16"
201A-6C	3/8"	3/8"-18	.97	1.76	11/16"
201A-6D	3/8"	1/2"-14	.97	1.97	7/8"
201A-8B	1/2"	1/4"-18	.97	1.76	9/16"
201A-8C	1/2"	3/8"-18	.97	1.76	11/16"
201A-8D	1/2"	1/2"-14	.97	1.97	7/8"
201A-8E	1/2"	3/4"-14	.97	1.97	1 1/16"
201A-10C	5/8"	3/8"-18	.97	1.76	11/16"
201A-10D	5/8"	1/2"-14	.97	1.97	7/8"
201A-10E	5/8"	3/4"-14	.97	1.97	1 1/16"
201A-12D	3/4"	1/2"-14	.97	1.97	7/8"
201A-12E	3/4"	3/4"-14	.97	1.97	1 1/16"
201A-12F	3/4"	1"-11 1/2	1.19	2.53	1 3/8"
201A-16E	1"	3/4"-14	1.19	2.19	1 1/16"
201A-16F	1"	1"-11 1/2	1.19	2.53	1 3/8"
201A-20E	1 1/4"	3/4"-14	1.19	2.28	1 3/8"
201A-20F	1 1/4"	1"-11 1/2	1.19	2.53	1 3/8"



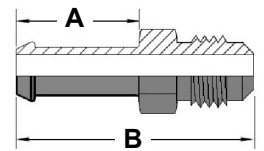
## 201AB BEADED HOSE BARB TO MPT

PART NUMBER	HOSE ID	MPT	A	B	HEX
201AB-4A	1/4"	1/8"-27	.62	1.18	1/2"
201AB-4B	1/4"	1/4"-18	.62	1.41	9/16"
201AB-5A	5/16"	1/8"-27	.62	1.18	1/2"
201AB-5B	5/16"	1/4"-18	.62	1.41	9/16"
201AB-6A	3/8"	1/8"-27	.87	1.43	1/2"
201AB-6B	3/8"	1/4"-18	.87	1.67	9/16"
201AB-6C	3/8"	3/8"-18	.87	1.67	11/16"
201AB-8C	1/2"	3/8"-18	.87	1.67	11/16"
201AB-8D	1/2"	1/2"-14	.87	1.88	7/8"
201AB-10D	5/8"	1/2"-14	.87	1.88	7/8"
201AB-10E	5/8"	3/4"-14	.87	1.88	1 1/16"
201AB-12D	3/4"	1/2"-14	.87	1.88	7/8"
201AB-12E	3/4"	3/4"-14	.87	1.88	1 1/16"



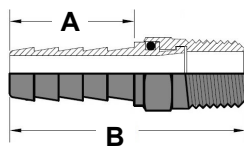
## 201BF HOSE BARB TO MALE FLARE

PART NUMBER	HOSE ID	FLARE THREAD	A	B	HEX
201BF-33	3/16"	3/16"	1.50	.75	7/16"
201BF-44	1/4"	1/4"	1.75	.75	1/2"
201BF-45	1/4"	5/16"	1.75	.75	1/2"
201BF-46	1/4"	3/8"	1.84	.87	5/8"
201BF-55	5/16"	5/16"	1.84	.87	5/8"
201BF-66	3/8"	3/8"	1.84	.87	5/8"
201BF-68	3/8"	1/2"	1.97	.97	3/4"
201BF-88	1/2"	1/2"	1.95	.92	7/8"



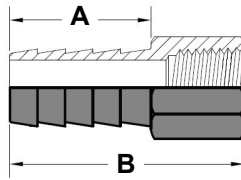
## 201A-SV HOSE BARB TO MPT SWIVEL

PART NUMBER	HOSE ID	MPT	A	B	HEX
201A-3A-SV	3/16"	1/8"-27	.69	1.48	1/2"
201A-4A-SV	1/4"	1/8"-27	.97	1.76	1/2"
201A-4B-SV	1/4"	1/4"-18	.97	1.80	9/16"
201A-5B-SV	5/16"	1/4"-18	.97	1.80	9/16"
201A-6B-SV	3/8"	1/4"-18	.97	1.80	9/16"
201A-6C-SV	3/8"	3/8"-18	.97	1.80	3/4"
201A-6D-SV	3/8"	1/2"-14	.97	2.00	7/8"
201A-8C-SV	1/2"	3/8"-18	.97	1.80	3/4"
201A-8D-SV	1/2"	1/2"-14	.97	2.00	7/8"
201A-12E-SV	3/4"	3/4"-14	.97	2.15	1 1/8"



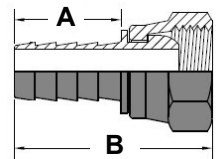
## 209A HOSE BARB TO FPT

PART NUMBER	HOSE ID	FPT	A	B	HEX
209A-4A	1/4"	1/8"-27	.97	1.45	1/2"
209A-4B	1/4"	1/4"-18	.97	1.61	5/8"
209A-4C	1/4"	3/8"-18	.97	1.63	3/4"
209A-5A	5/16"	1/8"-27	.97	1.45	1/2"
209A-5B	5/16"	1/4"-18	.97	1.61	5/8"
209A-5C	5/16"	3/8"-18	.97	1.63	3/4"
209A-6A	3/8"	1/8"-27	.97	1.45	1/2"
209A-6B	3/8"	1/4"-18	.97	1.61	5/8"
209A-6C	3/8"	3/8"-18	.97	1.63	3/4"
209A-6D	3/8"	1/2"-14	.97	1.77	15/16"
209A-8B	1/2"	1/4"-18	.97	1.61	5/8"
209A-8C	1/2"	3/8"-18	.97	1.63	3/4"
209A-8D	1/2"	1/2"-14	.97	1.77	15/16"
209A-10C	5/8"	3/8"-18	.97	1.63	3/4"
209A-10D	5/8"	1/2"-14	.97	1.77	15/16"
209A-12D	3/4"	1/2"-14	.97	1.77	15/16"
209A-12E	3/4"	3/4"-14	.97	1.77	1 1/8"
209A-16E	1"	3/4"-14	.97	1.77	1 1/8"



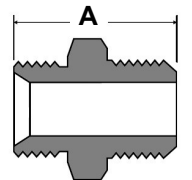
## 209AS HOSE BARB TO SWIVEL BALL END

PART NUMBER	HOSE ID	FPT	A	B	HEX
209AS-4B	1/4"	1/4"-18	.97	1.56	5/8"
209AS-5B	5/16"	1/4"-18	.97	1.56	5/8"
209AS-6B	3/8"	1/4"-18	.97	1.56	5/8"
209AS-6C	3/8"	3/8"-18	.97	1.62	9/16"
209AS-8C	1/2"	3/8"-18	.97	1.62	3/4"
209AS-8D	1/2"	1/2"-18	.97	1.73	15/16"
209AS-12E	3/4"	3/4"-14	.97	1.73	1 1/8"



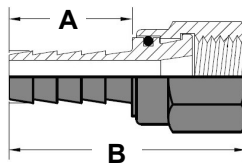
## 122AS SWIVEL BALL ADAPTER

PART NUMBER	MALE N.P.S.M.	MPT	A	HEX
122AS-4A	1/4"	1/8"-27	.91	9/16"
122AS-4B	1/4"	1/4"-18	1.02	9/16"
122AS-6B	3/8"	1/4"-18	1.02	11/16"
122AS-6C	3/8"	3/8"-18	1.09	11/16"
122AS-8C	1/2"	3/8"-18	1.19	27/32"
122AS-8D	1/2"	1/2"-14	1.39	27/32"



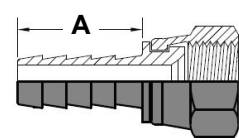
## 209A-SV HOSE BARB TO FPT SWIVEL

PART NUMBER	HOSE ID	FPT	A	B	HEX
209A-3A-SV	3/16"	1/8"-27	.69	1.45	1/2"
209A-4A-SV	1/4"	1/8"-27	.97	1.73	1/2"
209A-4B-SV	1/4"	1/4"-18	.97	1.80	5/8"
209A-5B-SV	5/16"	1/4"-18	.97	1.80	5/8"
209A-6B-SV	3/8"	1/4"-18	.97	1.80	5/8"
209A-6C-SV	3/8"	3/8"-18	.97	1.82	3/4"
209A-6D-SV	3/8"	1/2"-14	.97	1.86	15/16"
209A-8C-SV	1/2"	3/8"-18	.97	1.82	3/4"
209A-8D-SV	1/2"	1/2"-14	.97	1.86	15/16"



## 209ASF HOSE BARB TO FEMALE FLARE SW

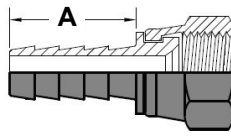
PART NUMBER	HOSE ID	FLARE THREAD	A	HEX
209ASF-44	1/4"	7/16"-20	.97	9/16"
209ASF-45	1/4"	1/2"-20	.97	5/8"
209ASF-55	5/16"	1/2"-20	.97	5/8"
209ASF-68	3/8"	3/4"-16	.97	7/8"
209ASF-88	1/2"	3/4"-16	.97	7/8"
209ASF-810	1/2"	7/8"-14	.97	1"
209ASF-1010	5/8"	7/8"-14	.97	1"
209ASF-1210	3/4"	7/8"-14	.97	1"



\*Female Flare is a dual angle seat, accepting both 37°/45°

## 209ASF-45° HOSE BARB TO FEMALE FLARE SWIVEL

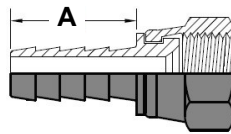
PART NUMBER	HOSE ID	FLARE THREAD	A	HEX
209ASF-46-45°	1/4"	5/8"-18	.97	3/4"
209ASF-56-45°	5/16"	5/8"-18	.97	3/4"
209ASF-66-45°	3/8"	5/8"-18	.97	3/4"
209ASF-1212-45°	3/4"	1 1/16"-14	.97	1 1/4"



\*Flare accepts 45° mating part only

## 209ASF-37° HOSE BARB TO FEMALE FLARE SWIVEL

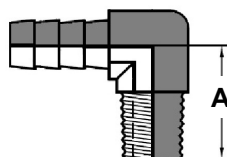
PART NUMBER	HOSE ID	FLARE THREAD	A	HEX
209ASF-46-37°	1/4"	9/16"-18	.97	11/16"
209ASF-56-37°	5/16"	9/16"-18	.97	11/16"
209ASF-66-37°	3/8"	9/16"-18	.97	11/16"
209ASF-1212-37°	3/4"	1 1/16"-12	.97	1 1/4"



\*Flare accepts 37° mating part only

## HE1 90° ELBOW, HOSE TO MPT

PART NUMBER	HOSE ID	MPT	A
HE1-3B	3/16"	1/4"-18	0.95
HE1-4A	1/4"	1/8"-27	0.781
HE1-4B	1/4"	1/4"-18	1.00
HE1-4C	1/4"	3/8"-18	1.00
HE1-5A	5/16"	1/8"-27	0.764
HE1-5B	5/16"	1/4"-18	1.00
HE1-5C	5/16"	3/8"-18	1.09
HE1-6A	3/8"	1/8"-27	0.70
HE1-6B	3/8"	1/4"-18	0.86
HE1-6C	3/8"	3/8"-18	1.00
HE1-6D	3/8"	1/2"-14	1.28
HE1-8B	1/2"	1/4"-18	0.95
HE1-8C	1/2"	3/8"-18	1.08
HE1-8D	1/2"	1/2"-14	1.22
HE1-10C	5/8"	3/8"-18	1.13
HE1-10D	5/8"	1/2"-14	1.21
HE1-12E	3/4"	3/4"-14	1.31
HE1-16F	1"	1"-11.5"	1.75



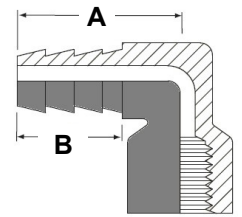
\*Forged Style



\*Barstock Style

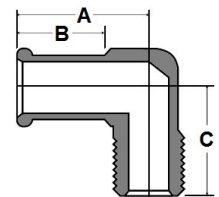
## HE1-FM 90° ELBOW, HOSE TO MPT

PART NUMBER	HOSE ID	FPT	A	B
HE1-4A-FM	1/4"	1/8"-27	1.05	.79
HE1-4B-FM	1/4"	1/4"-18	1.14	.79
HE1-6A-FM	3/8"	1/8"-27	1.33	.97
HE1-6B-FM	3/8"	1/4"-18	1.33	.97
HE1-6C-FM	3/8"	3/8"-18	1.33	.97
HE1-8B-FM	1/2"	1/4"-18	1.64	.97
HE1-8C-FM	1/2"	3/8"-18	1.64	.97
HE1-8D-FM	1/2"	1/2"-14	1.64	.97
HE1-12E-FM	3/4"	3/4"-14	1.52	.97



## 269HB 90° ELBOW, BEADED BARB TO MPT

PART NUMBER	HOSE ID	MPT	A	B	C
269HB-6-6	3/8"	3/8"-18	1.19	.78	.88
269HB-8-4	1/2"	1/4"-18	1.16	.78	.99
269HB-8-6	1/2"	3/8"-18	1.16	.78	1.08
269HB-8-8	1/2"	1/2"-14	1.28	.78	1.25
269HB-10-4	5/8"	1/4"-18	1.13	.78	.99
269HB-10-6	5/8"	3/8"-18	1.16	.78	.99
269HB-10-8	5/8"	1/2"-14	1.28	.78	1.25
269HB-12-8	3/4"	1/2"-14	1.28	.78	1.25
269HB-12-12	3/4"	3/4"-14	1.33	.78	1.27



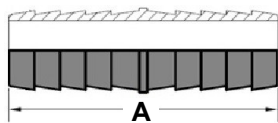
## HE1-45 45° ELBOW, HOSE TO MPT

PART NUMBER	HOSE ID	MPT
HE1-45-4A	1/4"	1/8"-27
HE1-45-5A	5/16"	1/8"-27
HE1-45-5B	5/16"	1/4"-18
HE1-45-6A	3/8"	1/8"-27
HE1-45-6B	3/8"	1/4"-18
HE1-45-6C	3/8"	3/8"-18
HE1-45-8B	1/2"	1/4"-18
HE1-45-8C	1/2"	3/8"-18
HE1-45-10C	5/8"	3/8"-18



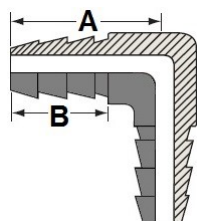
## HM HOSE MENDER

PART NUMBER	HOSE ID	A
HM-2	1/8"	1.09
HM-3	3/16"	1.65
HM-4	1/4"	2.00
HM-5	5/16"	2.00
HM-6	3/8"	2.00
HM-8	1/2"	2.00
HM-10	5/8"	2.00
HM-12	3/4"	2.00
HM-16	1"	2.00



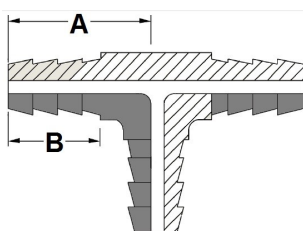
## HM-90 90° HOSE MENDER

PART NUMBER	HOSE ID	A	B
HM-90-2	1/8"	.73	.46
HM-90-3	3/16"	1.05	.79
HM-90-4	1/4"	1.05	.79
HM-90-5	5/16"	1.15	.79
HM-90-6	3/8"	1.15	.79
HM-90-8	1/2"	1.25	.87
HM-90-10	5/8"	1.30	.87
HM-90-12	3/4"	1.41	.89



## HBT2 HOSE BARB TEE

PART NUMBER	HOSE ID	A	B
HBT2-2	1/8"	.71	.46
HBT2-3	3/16"	.94	.71
HBT2-4	1/4"	.94	.71
HBT2-5	5/16"	1.18	.79
HBT2-6	3/8"	1.26	.86
HBT2-8	1/2"	1.26	.86
HBT2-10	5/8"	1.33	.90
HBT2-12	3/4"	1.41	.90



## 122RWA WELDING ADAPTER 9/16-18 RH

PART NUMBER	MPT	RH THREAD
122RWA-B	1/4"	9/16-18 RH
122RWA-C	3/8"	9/16-18 RH




## 209RWA HOSE TO 9/16-18 RH

PART NUMBER	HOSE I.D.	THREAD	HEX
209RWA-3	3/16"	9/16-18 RH	11/16"
209RWA-4	1/4"	9/16-18 RH	11/16"
209RWA-5	5/16"	9/16-18 RH	11/16"
209RWA-6	3/8"	9/16-18 RH	11/16"



## 122LWA HOSE TO 9/16-18 LH

PART NUMBER	PIPE	LH THREAD
122LWA-B	1/4"	9/16-18 LH
122LWA-C	3/8"	9/16-18 LH



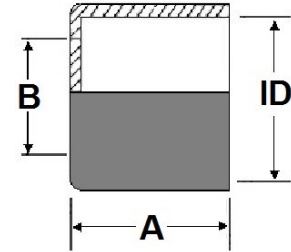
## 209LWA HOSE TO 9/16-18 LH

PART NUMBER	HOSE I.D.	LH THREAD	HEX
209RWA-3	3/16"	9/16-18 LH	11/16"
209RWA-4	1/4"	9/16-18 LH	11/16"
209RWA-5	5/16"	9/16-18 LH	11/16"
209RWA-6	3/8"	9/16-18 LH	11/16"



## BF CRIMP ON FERRULE




Part Number	Cross Ref.	I.D.	Length (A)	Hole (B)	Thickness	Corresponding Barb Sizes
BF-.478-.687.328	4750	0.478	0.687	0.328	0.025	3/16"
BF-.500-1.00-.343	7322	0.5	1	0.343	0.025	3/16"
BF-.500-.500-.343	624	0.5	0.5	0.343	0.02	3/16"
BF-.525-1.00-.375	7323	0.525	1	0.375	0.025	1/4"
BF-.525-1.00-.437	9974	0.525	1	0.437	0.025	1/4"
BF-.525-.470-.360	625	0.525	0.47	0.36	0.02	1/4"
BF-.531-1.00-.375	7324	0.531	1	0.375	0.025	1/4"
BF-.560-.750-.375	3588	0.56	0.75	0.375	0.02	1/4"
BF-.593-1.00-.437	7326	0.593	1	0.437	0.025	5/16"
BF-.600-.500-.500	JJ	0.6	0.5	0.5	0.02	5/16"
BF-.625-.500-.500	II	0.625	0.5	0.5	0.02	5/16"
BF-.625-1.00-.437	7327	0.625	1	0.437	0.025	3/8"
BF-.650-.500-.500	HH	0.65	0.5	0.5	0.02	3/8"
BF-.656-1.00-.437	7328	0.656	1	0.437	0.025	3/8"
BF-.675-.515-.500	GG	0.675	0.515	0.5	0.02	3/8"
BF-.690-1.00-.500	7329	0.69	1	0.5	0.025	3/8"
BF-.725-.530-.500	EE	0.725	0.53	0.5	0.02	3/8"
BF-.750-.531-.500	DD	0.75	0.531	0.5	0.02	3/8"
BF-.750-1.00-.625	7331	0.75	1	0.625	0.025	1/2"
BF-.775-.531-.500	CC	0.775	0.531	0.5	0.02	3/8"
BF-.781-1.00-.625	7332	0.781	1	0.625	0.025	1/2"
BF-.812-1.00-.625	7333	0.812	1	0.625	0.025	1/2"
BF-.937-.875-.750	7242	0.937	0.875	0.75	0.025	5/8"
BF-.975-.843-.687	5028A	0.975	0.843	0.687	0.025	5/8"
BF-1.025-.843-.687	7114A	1.025	0.843	0.687	0.025	5/8"
BF-1.150-.843-.875	7104A	1.15	0.843	0.875	0.025	3/4"
BF-1.175-.875-.875	7088A	1.175	0.875	0.875	0.025	3/4"
BF-1.500-.875-1.125	1500	1.5	0.875	1.125	0.025	1"



Please note that "Corresponding Barb Sizes" is a recommendation provided by Robo-Fit based on commonly used industry specifications. However, it is important to understand that Robo-Fit does not take responsibility for the accuracy or suitability of this recommendation. It is the user's responsibility to ensure that the selected combination of hose and fittings is appropriate for their intended application and meets all relevant safety standards and regulations. Robo-Fit strongly advises users to seek professional guidance and perform appropriate testing to verify the compatibility and integrity of any assembly. By using Robo-Fit products, you acknowledge and agree to assume full responsibility for the proper selection, installation, and use of all components.



## BRASS PUSH-LOK HOSE BARBS

<b>CONSTRUCTION</b>	• CA360, CA345, CA3604, CA377 Brass 
<b>APPLICATIONS</b>	• Use with thermoplastic or rubber push-lock hose. No use of hose clamp or crimped type fitting required. 
<b>RANGES</b>	• Temperature Range: -30° to +180° F. 

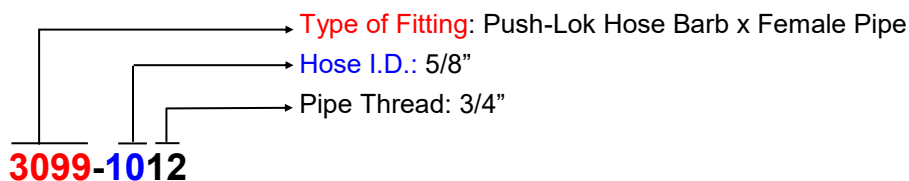


### PUSH-LOK FITTING ASSEMBLY

1. Make a clean square cut on your hose end.
2. Use lubricant on the end of the hose.
3. Move the fitting into the hose so only one barb is inserted into the hose. Make sure the fitting is lined up properly with the hose.
4. Push the fitting fully into the hose so that the end of the hose is covered by the yellow plastic cap. Make sure the fitting is fully inserted before use.

### ORDERING INFORMATION















- Parts that include “PBF” are supplied as low lead compliant fittings.
- Part numbers without the “PBF” distinction are NOT lead free compliant.
- Nomenclature Example:



### NOTES

- Non-stock items and special parts are available on a quotation basis.
- Configurations and dimensions are subject to change without notice.


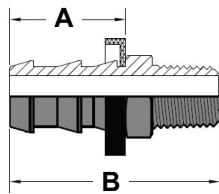
**⚠ WARNING:** Products offered by Robo-Fit can expose you to chemicals such as lead, a chemical which is known to the State of California to cause cancer, birth defects, or other reproductive harm. For more information go to [www.P65Warnings.ca.gov](http://www.P65Warnings.ca.gov)

<p><b>301</b> Hose Barb to MPT</p> 	<p><b>301-SV</b> Hose Barb to MPT Swivel</p> 	<p><b>302</b> Hose Barb to 45° Male Flare</p> 	<p><b>303</b> Rigid Tube Shank</p> 
<p><b>304</b> Hose Splicer</p> 	<p><b>305</b> Hose Barb to Inverted Flare</p> 	<p><b>306</b> Hose Barb to Inverted Flare</p> 	<p><b>307</b> Hose to 45° Flare, Swivel</p> 
<p><b>308</b> Hose to 37° Flare, Swivel</p> 	<p><b>309</b> Hose to Dual Angle, 45°/37°</p> 	<p><b>3099</b> Hose Barb to Female Pipe</p> 	<p><b>3099-SV</b> Hose Barb to FPT Swivel</p> 
<p><b>310</b> Hose Barb to Male 37° Flare</p> 	<p><b>1000B</b> 90° Hose Barb to Male Pipe</p> 		



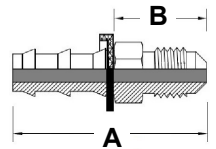
## 301 HOSE BARB TO MPT

PART NUMBER	HOSE ID	MPT	A	B	HEX
301-42	1/4"	1/8"-27	.87	1.43	1/2"
301-44	1/4"	1/4"-18	.87	1.66	9/16"
301-46	1/4"	3/8"-18	.87	1.66	11/16"
301-52	5/16"	1/8"-27	.87	1.43	1/2"
301-54	5/16"	1/4"-18	.87	1.66	9/16"
301-62	3/8"	1/8"-27	.97	1.53	1/2"
301-64	3/8"	1/4"-18	.97	1.76	9/16"
301-66	3/8"	3/8"-18	.97	1.76	11/16"
301-68	3/8"	1/2"-14	.97	1.97	7/8"
301-84	1/2"	1/4"-18	.97	1.76	11/16"
301-86	1/2"	3/8"-18	.97	1.76	11/16"
301-88	1/2"	1/2"-14	.97	1.97	7/8"
301-812	1/2"	3/4"-14	.97	1.97	1 1/16"
301-108	5/8"	1/2"-14	1.45	2.45	7/8"
301-1012	5/8"	3/4"-14	1.45	2.45	1 1/16"
301-128	3/4"	1/2"-14	1.45	2.45	7/8"
301-1212	3/4"	3/4"-14	1.45	2.45	1 1/16"



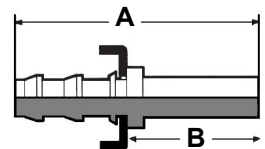
## 302 HOSE BARB TO 45° MALE FLARE

PART NUMBER	HOSE ID	FLARE THREAD	A	B	HEX
302-44	1/4"	1/4"	1.56	.75	7/16"
302-45	1/4"	5/16"	1.66	.84	1/2"
302-66	3/8"	3/8"	1.75	.94	5/8"
302-88	1/2"	1/2"	1.94	1.00	3/4"



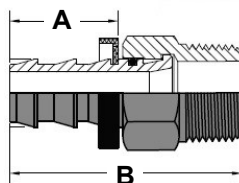
## 303 RIGID TUBE SHANK

PART NUMBER	HOSE ID	TUBE ID	A	B
303-43	1/4"	3/16"	1.94	1.12
303-44	1/4"	1/4"	2.00	1.19
303-45	1/4"	5/16"	2.03	1.22
303-66	3/8"	3/8"	2.16	1.34
303-88	1/2"	1/2"	2.44	1.48
303-1010	5/8"	5/8"	2.61	1.54




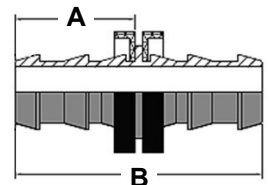
## 301-SV HOSE BARB TO MPT SWIVEL

PART NUMBER	HOSE ID	MPT	A	B	HEX
301-44-SV	1/4"	1/4"-18	.87	1.71	9/16"
301-54-SV	5/16"	1/4"-18	.87	1.71	9/16"
301-64-SV	3/8"	1/4"-18	.97	2.00	9/16"
301-66-SV	3/8"	3/8"-18	.97	2.00	11/16"
301-86-SV	1/2"	3/8"-18	.97	2.00	11/16"
301-88-SV	1/2"	1/2"-14	.97	2.00	7/8"



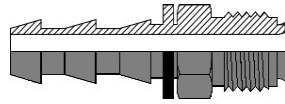
## 304 HOSE SPLICER

PART NUMBER	HOSE ID	A	B
304-44	1/4"	.87	1.80
304-55	5/16"	.87	1.80
304-66	3/8"	.97	2.00
304-88	1/2"	.97	2.00
304-1010	5/8"	1.45	3.03
304-1212	3/4"	1.45	3.03



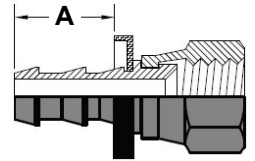
## 305 HOSE BARB TO INVERTED FLARE

PART NUMBER	HOSE ID	INV FLARE	HEX
305-43	1/4"	3/16"	3/8"
305-44	1/4"	1/4"	7/16"
305-45	1/4"	5/16"	1/2"
305-55	5/16"	5/16"	1/2"
305-66	3/8"	3/8"	5/8"
305-88	1/2"	1/2"	3/4"
305-1010	5/8"	5/8"	7/8"



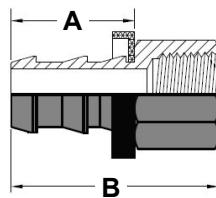
## 308 HOSE TO FEMALE 37° FLARE, SWIVEL

PART NUMBER	HOSE ID	FLARE THREAD	A	HEX
308-46	1/4"	9/16"-18	.87	1 1/16"
308-56	5/16"	9/16"-18	.87	1 1/16"
308-66	3/8"	9/16"-18	.97	1 1/16"
308-1212	3/4"	1-1/16"-12	1.45	1 1/4"



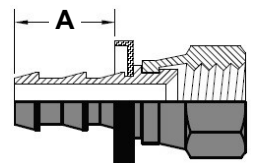
## 306 HOSE BARB TO INVERTED FEMALE FLARE

PART NUMBER	HOSE ID	INV FLARE	HEX
306-43	1/4"	3/16"	7/16"
306-44	1/4"	1/4"	1/2"
306-45	1/4"	5/16"	9/16"
306-66	3/8"	3/8"	3/4"
306-88	1/2"	1/2"	7/8"



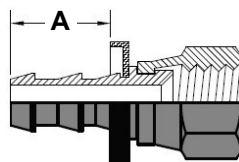
## 309 HOSE TO DUAL ANGLE, SWIVEL, 45°/37°

PART NUMBER	HOSE ID	FLARE THREAD	A	HEX
309-44	1/4"	7/16"-20	.87	9/16"
309-45	1/4"	1/2"-20	.87	5/8"
309-55	5/16"	1/2"-20	.87	5/8"
309-68	3/8"	3/4"-16	.97	7/8"
309-88	1/2"	3/4"-16	.97	7/8"
309-810	1/2"	7/8"-14	.97	1"
309-108	5/8"	3/4"-16	1.45	7/8"
309-1010	5/8"	7/8"-14	1.45	1"
309-1210	3/4"	7/8"-14	1.45	1"



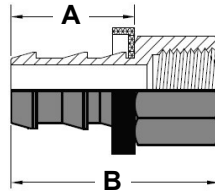
## 307 HOSE TO FEMALE 45° FLARE, SWIVEL

PART NUMBER	HOSE ID	FLARE THREAD	HEX	A
307-46	1/4"	5/8"-18	3/4"	.87
307-56	5/16"	5/8"-18	3/4"	.87
307-66	3/8"	5/8"-18	3/4"	.97
307-1212	3/4"	1 1/16"-14	1 1/4"	1.45



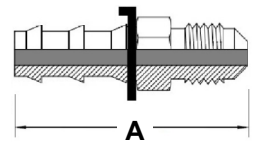
## 3099 HOSE TO FEMALE PIPE

PART NUMBER	HOSE ID	FPT	A	B	HEX
3099-42	1/4"	1/8"-27	.87	1.35	1/2"
3099-44	1/4"	1/4"-18	.87	1.51	5/8"
3099-46	1/4"	3/8"-18	.87	1.53	3/4"
3099-52	5/16"	1/8"-27	.87	1.35	1/2"
3099-54	5/16"	1/4"-18	.87	1.51	5/8"
3099-62	3/8"	1/8"-27	.97	1.45	1/2"
3099-64	3/8"	1/4"-18	.97	1.61	5/8"
3099-66	3/8"	3/8"-18	.97	1.63	3/4"
3099-68	3/8"	1/2"-14	.97	1.77	15/16"
3099-84	1/2"	1/4"-18	.97	1.61	5/8"
3099-86	1/2"	3/8"-18	.97	1.63	3/4"
3099-88	1/2"	1/2"-14	.97	1.77	15/16"
3099-812	1/2"	3/4"-14	.97	1.77	1 1/8"
3099-108	5/8"	1/2"-14	1.45	2.25	15/16"
3099-1012	5/8"	3/4"-14	1.45	2.25	1 1/8"
3099-128	3/4"	1/2"-14	1.45	2.25	15/16"
3099-1212	3/4"	3/4"-14	1.45	2.25	1 1/8"



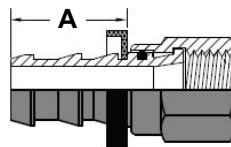
## 310 HOSE TO JIC MALE 37°

PART NUMBER	HOSE ID	37° Male Flare	A	HEX
310-44	1/4"	7/16"-20	1.57	1/2"
310-45	1/4"	1/2"-20	1.60	9/16"
310-66	3/8"	9/16"-18	1.60	9/16"
310-88	1/2"	3/4"-16	1.97	3/4"




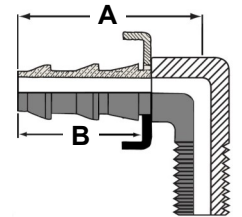
## 3099-SV HOSE BARB TO FPT, SWIVEL

PART NUMBER	HOSE ID	FPT	A	HEX
3099-44-SV	1/4"	1/4"-18	.87	5/8"
3099-54-SV	5/16"	1/4"-18	.87	5/8"
3099-64-SV	3/8"	1/4"-18	.97	5/8"
3099-86-SC	1/2"	3/8"-18	.97	3/4"
3099-88-SV	1/2"	1/2"-14	.97	15/16"



## 1000B 90° HOSE BARB TO MPT

PART NUMBER	HOSE ID	MPT	A	B
10004B-C02	1/4"	1/8"-27	1.22	.82
10004B-C04	1/4"	1/4"-18	1.40	.82
10005B-C02	5/16"	1/8"-27	1.08	.87
10005B-C04	5/16"	1/4"-18	1.15	.87
10006B-C02	3/8"	1/8"-27	1.35	.92
10006B-C04	3/8"	1/4"-18	1.40	.92
10006B-C06	3/8"	3/8"-18	1.51	.92
10008B-C06	1/2"	3/8"-18	1.54	1.02
10008B-C08	1/2"	1/2"-14	1.61	1.02
10012B-C08	3/4"	1/2"-14	2.15	1.50
10012B-C12	3/4"	3/4"-14	2.23	1.50





## BRASS FLARE FITTINGS

### CONSTRUCTION

• CA360, CA345, CA3604, CA377 Brass



### APPLICATIONS

• Compatible with copper, brass, aluminum and steel hydraulic tubing that can be flared



### RANGES

Temperature Range: -65° to +250° F.




Pressure Range:

Maximum working pressure (PSI) depends on the tubing material, O.D. wall thickness and



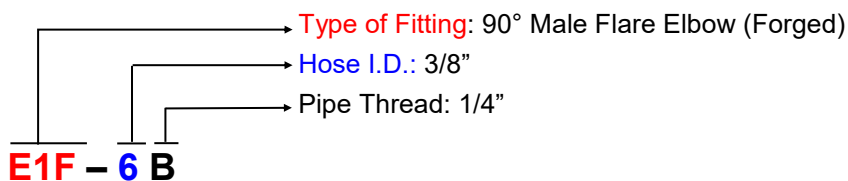
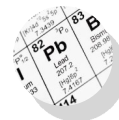
### Flare Fitting Assembly:

1. Make sure the tubing is cut squarely with a tube cutter. After cutting, make sure the tube is clean and free of burrs.
2. Move the flare nut over of the tubing.
3. Flare the end of the tubing with a flaring tubing. Most brass applications require a 45° flare.
4. Screw the nut and the connecting fitting together hand tight. Then tighten with a wrench 1/4 to 1/2 turn past hand-tight. There should be a metal to metal seal.



### ORDERING INFORMATION


- Parts that include "PBF" are supplied as low lead compliant fittings.
- Part numbers without the "PBF" distinction are NOT lead free compliant.
- Nomenclature Example:



### NOTES

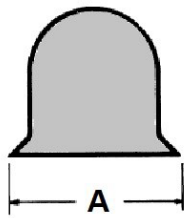
- Non-stock items and special parts are available on a quotation basis.
- Configurations and dimensions are subject to change without notice.



<b>B1</b> Bonnet 	<b>B2</b> Gasket 	<b>C1</b> Cross Tube All Ends 	<b>DE3</b> Drop Ear Elbow 	<b>E1</b> 90° Male Flare Elbow 	<b>RE1 (SAE)</b> 90° Male Flare Elbow 
<b>E1-45</b> 45° Male Elbow 	<b>E2</b> 90° Union Elbow 	<b>ER2</b> 90° Reducing Elbow 	<b>E3</b> 90° Female Flare Elbow 	<b>E4</b> 90° Tube to Female Flare 	<b>ES4</b> 90° Tube to FM Swivel 
<b>K1</b> Cylinder Valve Adapter 	<b>41AS (SAE)</b> Machined Nut 	<b>NSE1</b> Extra Short Nut 	<b>N1</b> Machined Short Nut 	<b>N2 (SAE)</b> Machined Long Nut 	<b>N4 (SAE)</b> Forged Long Nut 
<b>NS4</b> Forged Short Nut 	<b>RNS4 (SAE)</b> Forged Short Nut 	<b>NS4R</b> Forged Reducing Nut 	<b>N5</b> Flare Cap 	<b>P2</b> Flare Plug 	<b>T1</b> Flare Branch Tee 
<b>T2</b> Flare Union Tee 	<b>RT2 (SAE)</b> Flare Union Tee 	<b>TR2</b> Reducing Union Tee 	<b>T3</b> Flare Run Tee 	<b>T4</b> Flare Street Tee 	<b>U1</b> Male Flare Connector 
<b>RU1 (SAE)</b> Male Flare Connector 	<b>U2</b> Flare Union 	<b>RU2 (SAE)</b> Flare Union 	<b>UR2</b> Union Reducer 	<b>RUR2 (SAE)</b> Union Reducer 	<b>UR3</b> Reducer FM to M Flare 
<b>U3</b> Flare to FPT 	<b>RU3 (SAE)</b> Flare to FPT 	<b>US3</b> Flare to Solder 	<b>U4</b> Flare Connector 	<b>US4</b> Swivel Flare Connector 	

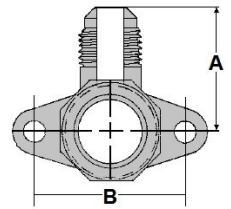
## B1 BONNET

PART NUMBER	O.D. TUBE	A
B1-4	1/4"	.35
B1-6	3/8"	.54
B1-8	1/2"	.65
B1-10	5/8"	.76



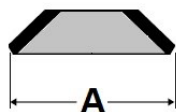
## DE3 DROP EAR ELBOW

PART NUMBER	O.D. TUBE	FPT	A	B
DE3-6D	3/8"	1/2"	1.23	1.38
DE3-8D	1/2"	1/2"	1.31	1.38
DE3-10D	5/8"	1/2"	1.37	1.38



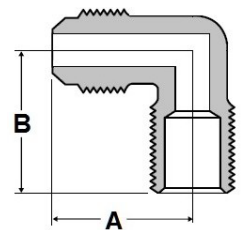
## B2 GASKET

PART NUMBER	O.D. TUBE	A
B2-4	1/4"	.35
B2-6	3/8"	.54
B2-8	1/2"	.65
B2-10	5/8"	.76
B2-12	3/4"	.94



## E1 90° MALE FLARE ELBOW

PART NUMBER	O.D. TUBE	MPT	A	B
E1F-2A	1/8"	1/8"	.62	.68
E1F-3A	3/16"	1/8"	.76	.76
E1-3A	3/16"	1/8"	.75	.75
E1F-3B	3/16"	1/4"	.80	.89
E1F-4A	1/4"	1/8"	.81	.78
E1-4A	1/4"	1/8"	.81	.78
E1F-4B	1/4"	1/4"	.81	.88
E1-4B	1/4"	1/4"	.91	.93
E1F-4C	1/4"	3/8"	.97	.95
E1-4C	1/4"	3/8"	.91	1.04
E1F-4D	1/4"	1/2"	1.03	1.09
E1F-5A	5/16"	1/8"	.93	.84
E1-5A	5/16"	1/8"	.91	.84
E1F-5B	5/16"	1/4"	.93	.88
E1F-5C	5/16"	3/8"	.97	.91
E1F-6A	3/8"	1/8"	.97	.91
E1F-6B	3/8"	1/4"	.97	1.04
E1-6B	3/8"	1/4"	.97	1.04
E1F-6C	3/8"	3/8"	1.00	.91
E1-6C	3/8"	3/8"	1.05	1.04
E1F-6D	3/8"	1/2"	1.09	1.09
E1F-6E	3/8"	3/4"	1.25	1.19
E1F-8B	1/2"	1/4"	1.19	1.00
E1-8B	1/2"	1/4"	1.16	1.09
E1F-8C	1/2"	3/8"	1.19	1.00
E1-8C	1/2"	3/8"	1.16	1.09



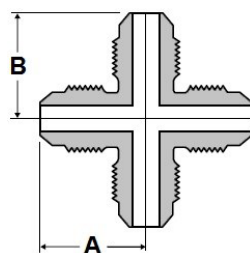
Barstock Style



Forged Style

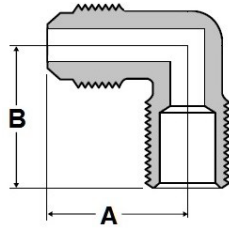
## C1 CROSS TUBE ALL ENDS

PART NUMBER	O.D. TUBE	A	B
C1-4444	1/4"	.89	.89
C1-6666	3/8"	1.00	1.00
C1-8888	1/2"	1.12	1.12
C1-10101010	5/8"	1.43	1.43



## E1 90° MALE FLARE ELBOW

PART NUMBER	O.D. TUBE	MPT	A	B
E1F-8D	1/2"	1/2"	1.12	1.15
E1-8D	1/2"	1/2"	1.16	1.25
E1F-8E	1/2"	3/4"	1.41	1.25
E1F-10B	5/8"	1/4"	1.58	1.54
E1-10C	5/8"	3/8"	1.34	1.12
E1F-10D	5/8"	1/2"	1.28	1.29
E1-10D	5/8"	1/2"	1.34	1.22
E1F-10E	5/8"	3/4"	1.38	1.31
E1F-12C	3/4"	3/8"	1.62	1.44
E1F-12D	3/4"	1/2"	1.66	1.50
E1F-12E	3/4"	3/4"	1.66	1.62
E1F-14E	7/8"	3/4"	1.69	1.78
E1F-16E	1"	3/4"	1.93	2.04
E1F-16F	1"	1"	1.93	1.77



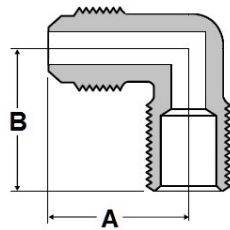
Barstock Style



Forged Style

## RE1 90° MALE FLARE ELBOW

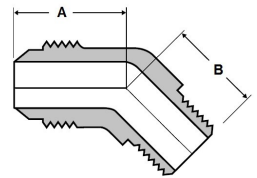
PART NUMBER	O.D. TUBE	MPT	A	B
RE1-4A	1/4"	1/8"	.82	.78
RE1-4B	1/4"	1/4"	.91	.94
RE1-4C	1/4"	3/8"	.94	1.03
RE1-5A	5/16"	1/8"	.91	.78
RE1-5B	5/16"	1/4"	.97	.94
RE1-6A	3/8"	1/8"	1.03	.91
RE1-6B	3/8"	1/4"	1.00	1.06
RE1-6C	3/8"	3/8"	1.06	1.09
RE1-6D	3/8"	1/2"	1.16	1.28
RE1-8B	1/2"	1/4"	1.22	1.12
RE1-8C	1/2"	3/8"	1.25	1.19
RE1-8D	1/2"	1/2"	1.28	1.38
RE1-8E	1/2"	3/4"	1.41	1.41
RE1-10C	5/8"	3/8"	1.41	1.25
RE1-10D	5/8"	1/2"	1.41	1.38
RE1-10E	5/8"	3/4"	1.47	1.50



REF SAE 010202

## E1-45 45° MALE FLARE ELBOW

PART NUMBER	O.D. TUBE	MPT	A	B
E1-45-4A	1/4"	1/8"	.64	.67
E1-45-4B	1/4"	1/4"	.86	.75
E1-45-5A	5/16"	1/8"	.67	.78
E1-45-5B	5/16"	1/4"	.86	.81
E1-45-6B	3/8"	1/4"	.86	.89
E1-45-6C	3/8"	3/8"	.86	.89
E1-45-6D	3/8"	1/2"	1.05	1.08
E1-45-8C	1/2"	3/8"	1.10	1.10
E1-45-8D	1/2"	1/2"	1.20	1.44
E1-45-10C	5/8"	3/8"	1.19	.97
E1-45-10D	5/8"	1/2"	1.17	1.23
E1-45-12D	3/4"	1/2"	1.30	1.10
E1-45-12E	3/4"	3/4"	1.28	1.19



Barstock Style

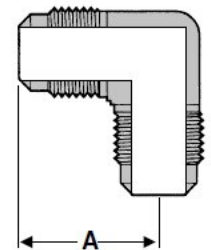


Forged Style

REF SAE 010201

## E2 90° UNION FLARE ELBOW

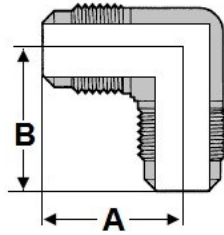
PART NUMBER	O.D. TUBE	A
E2-2	1/8"	.63
E2-3	3/16"	.71
E2-4	1/4"	.81
E2-5	5/16"	.94
E2-6	3/8"	1.00
E2-8	1/2"	1.22
E2-10	5/8"	1.41
E2-12	3/4"	1.65
E2-14	7/8"	1.87



REF SAE 010302

## ER2 90° REDUCING ELBOW

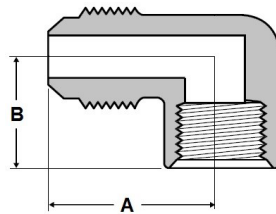
PART NUMBER	O.D. TUBE	A	B
ER2-64	3/8"X1/4"	1.00	.91
ER2-84	1/2"X1/4"	1.19	.98
ER2-86	1/2"X3/8"	1.19	1.00
ER2-106	5/8"X3/8"	1.24	1.12
ER2-108	5/8"X1/2"	1.36	1.22



REF SAE 010201

## E3 90° FEMALE FLARE ELBOW

PART NUMBER	O.D. TUBE	MPT	A	B
E3F-3A	3/16"	1/8"	.88	.48
E3F-4A	1/4"	1/8"	1.00	.62
E3F-4B	1/4"	1/4"	.97	.59
E3F-4C	1/4"	3/8"	1.00	.75
E3F-5A	5/16"	1/8"	1.02	.60
E3F-5B	5/16"	1/4"	1.02	.67
E3F-6A	3/8"	1/8"	1.06	.88
E3F-6B	3/8"	1/4"	1.06	.93
E3-6B	3/8"	1/4"	1.03	.69
E3F-6D	3/8"	1/2"	1.16	.66
E3F-6E	3/8"	3/4"	1.28	.72
E3F-8B	1/2"	1/4"	1.19	1.00
E3F-8C	1/2"	3/8"	1.20	.65
E3-8C	1/2"	3/8"	1.25	.70
E3F-8D	1/2"	1/2"	1.28	.72
E3F-8E	1/2"	3/4"	1.41	.72
E3F-10C	5/8"	3/8"	1.34	1.22
E3F-10D	5/8"	1/2"	1.38	1.25
E3F-10E	5/8"	3/4"	1.50	1.25
E3F-12D	3/4"	1/2"	1.64	1.31
E3F-12E	3/4"	3/4"	1.84	1.15
E3F-14E	7/8"	3/4"	1.88	1.12



Barstock Style

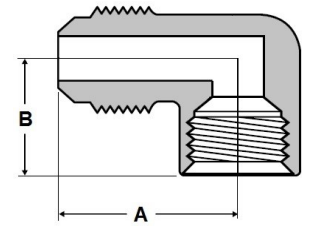


Forged Style

REF SAE 010203

## E4 90° TUBE TO FEMALE FLARE

PART NUMBER	O.D. TUBE	A	B
E4F-44	1/4"	.96	.72
E4F-66	3/8"	1.05	.80



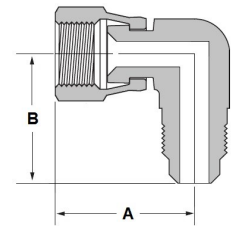
\*Use with B2 Series

(Copper Gasket)



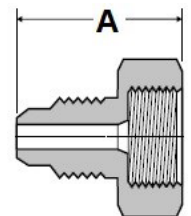
## ES4 90° TUBE TO FEMALE FLARE, SWIVEL

PART NUMBER	O.D. TUBE	A	B
ES4-44	1/4"	.81	1.15
ES4-66	3/8"	1.05	1.34
ES4-88	1/2"	1.26	1.54




## K1 90° CYLINDER ADAPTER

PART NUMBER	O.D. TUBE	FPT	A	HEX
K1-1	1/4"	3/4"	1.12	1-1/8"
K1-8	1/4"	1/2"	1.12	1-1/4"



REF SAE 010165

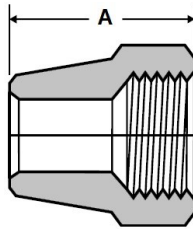




## 41AS MACHINED NUT (SAE 010110)

PART NUMBER	O.D. TUBE	A	HEX
41AS-6	3/8"	1.00	3/4"
41AS-8	1/2"	1.12	7/8"
41AS-10	5/8"	1.31	1-1/16"

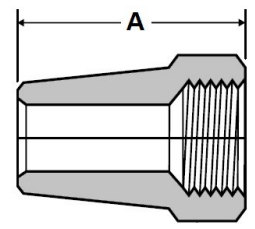
REF SAE 010302



## N2 MACHINED LONG NUT

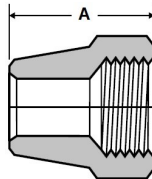
PART NUMBER	O.D. TUBE	A	HEX
N1-2	1/8"	.75	3/8"
N1-3	3/16"	.81	7/16"
N1-4	1/4"	.94	9/16"
N1-5	5/16"	1.12	5/8"
N1-6	3/8"	1.31	3/4"
N1-8	1/2"	1.62	7/8"
N1-10	5/8"	1.88	1-1/16"
N1-12	3/4"	2.19	1-1/4"

REF SAE 010111



## NSE1 MACHINED NUT EXTRA SHORT

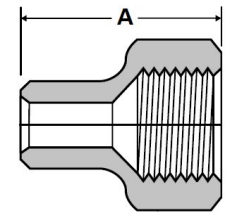
PART NUMBER	O.D. TUBE	A	HEX
NSE1-4	1/4"	.50	9/16"
NSE1-6	3/8"	.69	3/4"
NSE1-8	1/2"	.81	7/8"



## N4 FORGED LONG NUT

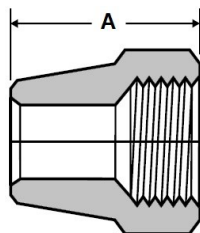
PART NUMBER	O.D. TUBE	A	B
N4-4	1/4"	.94	3/4"
N4-6	3/8"	1.06	7/8"
N4-8	1/2"	1.19	1"
N4-10	5/8"	1.44	1-1/8"
N4-12	3/4"	1.75	1-3/8"

REF SAE 010167



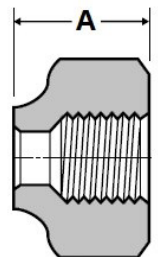
## N1 MACHINED NUT SHORT

PART NUMBER	O.D. TUBE	A	HEX
N1-2	1/8"	.50	3/8"
N1-3	3/16"	.62	7/16"
N1-4	1/4"	.75	9/16"
N1-5	5/16"	.88	5/8"
N1-6	3/8"	.88	3/4"
N1-7	7/16"	1.06	13/16"
N1-8	1/2"	1.00	7/8"
N1-10	5/8"	1.00	1"
N1-12	3/4"	1.50	1-1/4"
N1-14	7/8"	1.18	1-3/8"
N1-16	1"	1.81	1-5/8"



## NS4 FORGED SHORT NUT

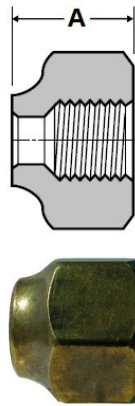
PART NUMBER	O.D. TUBE	A	HEX
NS4-3	3/16"	.68	1/2"
NS4-4	1/4"	.60	5/8"
NS4-5	5/16"	.63	3/4"
NS4-6	3/8"	.70	13/16"
NS4-8	1/2"	.82	15/16"
NS4-10	5/8"	.95	1-1/16"
NS4-12	3/4"	1.13	1-3/8"
NS4-14	7/8"	1.18	1-3/8"



## RNS4 FORGED SHORT NUT

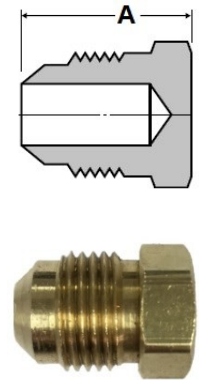
PART NUMBER	O.D. TUBE	A	HEX
RNS4-4	1/4"	.62	3/4"
RNS4-6	3/8"	.72	7/8"
RNS4-8	1/2"	.86	1"
RNS4-10	5/8"	.98	1-1/8"
RNS4-12	3/4"	1.12	1-3/8"

REF SAE 010166



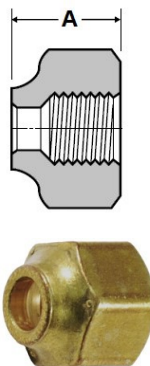
## P2 PLUG

PART NUMBER	O.D. TUBE	A	HEX
P2-3	3/16"	.47	1/2"
P2-4	1/4"	.47	1/2"
P2-5	5/16"	.62	5/8"
P2-6	3/8"	.72	11/16"
P2-8	1/2"	.75	13/16"
P2-10	5/8"	.81	15/16"
P2-12	3/4"	1.19	1-3/8"



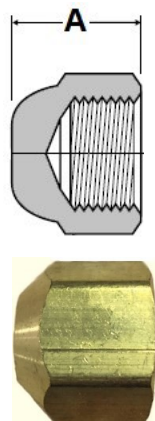
## NSR4 FORGED SHORT REDUCING NUT

PART NUMBER	O.D. TUBE	A	HEX
NSR4-64	3/8"X1/4"	.70	13/16"
NSR4-65	3/8"X5/16"	.70	13/16"
NSR4-86	1/2"X3/8"	.82	15/16"
NSR4-106	5/8"X3/8"	.95	1-1/8"
NSR4-108	5/8"X1/2"	.95	1-1/8"



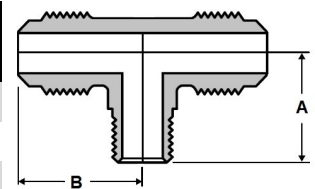
## N5 FLARE CAP

PART NUMBER	O.D. TUBE	A	HEX
N5-3	3/16"	.47	1/2"
N5-4	1/4"	.47	1/2"
N5-5	5/16"	.62	5/8"
N5-6	3/8"	.72	11/16"
N5-8	1/2"	.75	13/16"
N5-10	5/8"	.81	15/16"
N5-12	3/4"	1.19	1-3/8"



## T1 FLARE MALE BRANCH TEE

PART NUMBER	O.D. TUBE	MPT	A	B
T1F-2A	1/8"	1/8"	.60	.67
T1F-3A	3/16"	1/8"	.74	.77
T1F-4A	1/4"	1/8"	.78	.76
T1-4A	1/4"	1/8"	.81	.82
T1F-4B	1/4"	1/4"	.88	.88
T1F-4C	1/4"	3/8"	.93	.98
T1F-5A	5/16"	1/8"	.90	.79
T1F-5B	5/16"	1/4"	.95	.93
T1F-6A	3/8"	1/8"	1.00	.88
T1-6B	3/8"	1/4"	1.00	.93
T1-6C	3/8"	3/8"	1.00	.98
T1F-6D	3/8"	1/2"	1.14	1.20
T1F-8C	1/2"	3/8"	1.19	1.13
T1-8D	1/2"	1/2"	1.22	1.23
T1F-10C	5/8"	3/8"	1.38	1.23
T1F-10D	5/8"	1/2"	1.41	1.28
T1F-12D	3/4"	1/2"	1.62	1.60
T1F-12E	3/4"	3/4"	1.66	1.42



Barstock Style

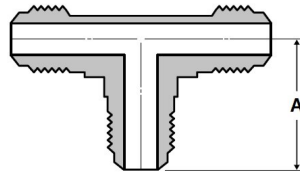


Forged Style

REF SAE 010425


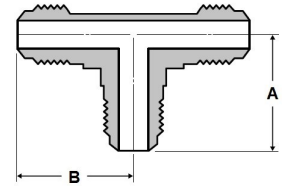
## T2 FLARE UNION TEE

PART NUMBER	O.D. TUBE	A
T2F-2	1/8"	.71
T2F-3	3/16"	.76
T2F-4	1/4"	.78
T2-4	1/4"	.86
T2F-5	5/16"	.94
T2F-6	3/8"	1.00
T2-6	3/8"	.98
T2-8	1/2"	1.16
T2-10	5/8"	1.41
T2F-12	3/4"	1.62



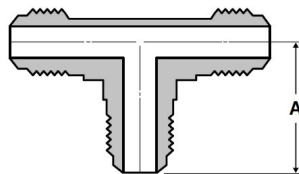
## TR2 REDUCING UNION TEE

PART NUMBER	O.D. TUBE	A	B
TR2-446	1/4"X1/4"X3/8"	.91	1.00
TR2-464	1/4"X3/8"X1/4"	.86	1.00
TR2-466	1/4"X3/8"X3/8"	.98	.98
TR2-664	3/8"X3/8"X1/4"	1.00	.88
TR2-668	3/8"X3/8"X1/2"	1.00	1.19
TR2-6610	3/8"X3/8"X5/8"	1.25	1.44
TR2-686	3/8"X1/2"X3/8"	1.05	1.16
TR2-6106	3/8"X5/8"X3/8"	1.22	1.16
TR2-868	1/2"X3/8"1/2"	1.13	1.10
TR2-884	1/2"X1/2"X1/4"	1.14	.98
TR2-886	1/2"X1/2"X3/8"	1.20	1.08
TR2-8810	1/2"X1/2"X5/8"	1.28	1.40
TR2-10106	5/8"X5/8"X3/8"	1.38	1.16
TR2-10108	5/8"X5/8"X1/2"	1.38	1.28
TR2-10810	5/8"X1/2"X5/8"	1.44	1.40



## RT2 FLARE UNION TEE

PART NUMBER	O.D. TUBE	A
RT2-4	1/4"	.88
RT2-6	3/8"	1.06
RT2-8	1/2"	1.22
RT2-10	5/8"	1.41



REF SAE 010401

REF SAE 010401

\*Read dimensions 1 & 2 across run, 3 is the branch


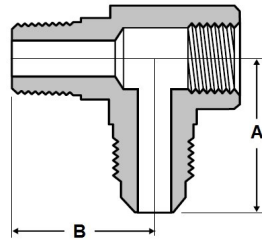
## T3 MALE RUN TEE

PART NUMBER	O.D. TUBE	MPT	A	B
T3-3A	3/16"	1/8"	.80	.75
T3-4A	1/4"	1/8"	.80	.75
T3-4B	1/4"	1/4"	.88	.88
T3-4C	1/4"	3/8"	.88	1.10
T3-5A	5/16"	1/8"	.90	.78
T3-5B	5/16"	1/4"	.94	.96
T3-6A	3/8"	1/8"	1.00	.88
T3-6B	3/8"	1/4"	1.02	.90
T3-6C	3/8"	3/8"	1.02	1.10
T3-6D	3/8"	1/2"	1.12	1.22
T3-8C	1/2"	3/8"	1.16	1.10
T3-8D	1/2"	1/2"	1.20	1.20
T3-10D	5/8"	1/2"	1.32	1.32
T3-12D	3/4"	1/2"	1.58	1.58
T3-12E	3/4"	3/4"	1.43	1.43

REF SAE 010424

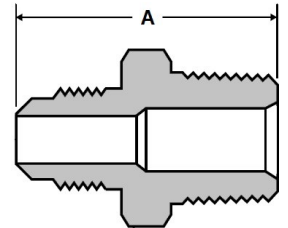
## T4 FLARE STREET TEE

PART NUMBER	O.D. TUBE	FPT	A	B
T4-4A	1/4"	1/8"	.88	.80
T4-4B	1/4"	1/4"	.88	.80



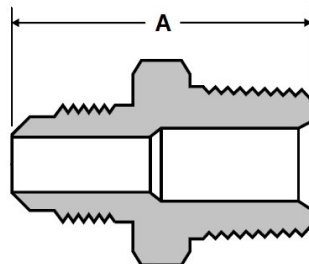
## RU1 MALE FLARE CONNECTOR

PART NUMBER	O.D. TUBE	MPT	A	HEX
RU1-4A	1/4"	1/8"	1.06	7/16"
RU1-4B	1/4"	1/4"	1.25	9/16"
RU1-4C	1/4"	3/8"	1.31	11/16"
RU1-4D	1/4"	1/2"	1.56	7/8"
RU1-5A	5/16"	1/8"	1.16	1/2"
RU1-5B	5/16"	1/4"	1.34	9/16"
RU1-6A	3/8"	1/8"	1.25	5/8"
RU1-6B	3/8"	1/4"	1.44	5/8"
RU1-6C	3/8"	3/8"	1.44	11/16"
RU1-6D	3/8"	1/2"	1.69	7/8"
RU1-6E	3/8"	3/4"	1.81	1-1/16"
RU1-8B	1/2"	1/4"	1.62	3/4"
RU1-8C	1/2"	3/8"	1.62	3/4"
RU1-8D	1/2"	1/2"	1.88	7/8"
RU1-8E	1/2"	3/4"	1.94	1-1/16"
RU1-10C	5/8"	3/8"	1.81	7/8"
RU1-10D	5/8"	1/2"	2.00	7/8"
RU1-10E	5/8"	3/4"	2.06	1-1/16"



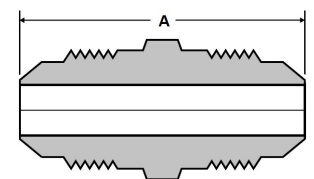
## U1 MALE FLARE CONNECTOR

PART NUMBER	O.D. TUBE	MPT	A	HEX
U1-2A	1/8"	1/8"	.92	7/16"
U1-3A	3/16"	1/8"	1.00	7/16"
U1-4A	1/4"	1/8"	1.06	7/16"
U1-4B	1/4"	1/4"	1.12	9/16"
U1-4C	1/4"	3/8"	1.31	11/16"
U1-4D	1/4"	1/2"	1.31	7/8"
U1-5A	5/16"	1/8"	1.31	1/2"
U1-5B	5/16"	1/4"	1.22	9/16"
U1-5C	5/16"	3/8"	1.31	11/16"
U1-6A	3/8"	1/8"	1.25	5/8"
U1-6B	3/8"	1/4"	1.31	5/8"
U1-6C	3/8"	3/8"	1.38	11/16"
U1-6D	3/8"	1/2"	1.44	7/8"
U1-6E	3/8"	3/4"	1.56	1-1/16"
U1-8B	1/2"	1/4"	1.50	3/4"
U1-8C	1/2"	3/8"	1.50	3/4"
U1-8D	1/2"	1/2"	1.56	7/8"
U1-8E	1/2"	3/4"	1.68	1-1/16"
U1-10B	5/8"	1/4"	1.95	7/8"
U1-10C	5/8"	3/8"	1.62	7/8"
U1-10D	5/8"	1/2"	1.75	7/8"
U1-10E	5/8"	3/4"	1.81	1-1/16"
U1-12D	3/4"	1/2"	1.97	1-1/16"
U1-12E	3/4"	3/4"	2.00	1-1/16"
U1-14E	7/8"	3/4"	2.27	1-3/16"



## U2 MALE FLARE UNION

PART NUMBER	O.D. TUBE	A	HEX
U2-2	1/8"	.91	7/16"
U2-3	3/16"	1.00	7/16"
U2-4	1/4"	1.19	7/16"
U2-5	5/16"	1.34	1/2"
U2-6	3/8"	1.50	5/8"
U2-8	1/2"	1.81	3/4"
U2-10	5/8"	2.06	3/4"
U2-12	3/4"	2.44	1-1/16"
U2-14	7/8"	2.72	1-3/16"

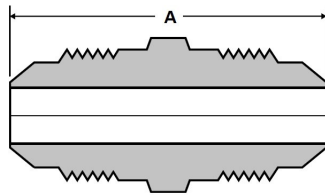


REF SAE 010102

## RU2 MALE FLARE UNION

PART NUMBER	O.D. TUBE	A	HEX
RU2-4	1/4"	1.19	7/16"
RU2-6	3/8"	1.50	5/8"
RU2-8	1/2"	1.81	3/4"
RU2-10	5/8"	2.12	7/8"
RU2-12	3/4"	2.44	1-1/16"

REF SAE 010101

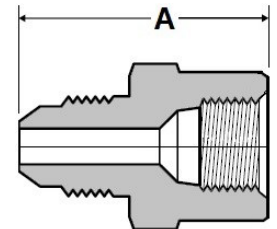


## UR3 REDUCER FEMALE TO MALE FLARE

PART NUMBER	O.D. TUBE F	O.D. TUBE M	A	HEX
UR3-46	1/4"	3/8"	1.12	5/8"
UR3-64	3/8"	1/4"	1.22	13/16"
UR3-68	3/8"	1/2"	1.41	13/16"
UR3-86	1/2"	3/8"	1.44	15/16"
UR3-810	1/2"	5/8"	1.62	15/16"
UR3-108	5/8"	1/2"	1.68	1-1/16"

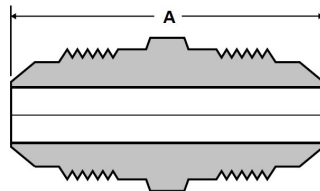
\*Use with B2 Series|

(Copper Gasket)




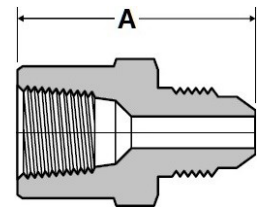
## UR2 UNION REDUCER

PART NUMBER	O.D. TUBE	A	HEX
UR2-64	3/8"X1/4"	1.38	5/8"
UR2-65	3/8"X5/16"	1.42	11/16"
UR2-84	1/2"X1/4"	1.50	3/4"
UR2-86	1/2"X3/8"	1.62	3/4"
UR2-106	5/8"X3/8"	1.81	7/8"
UR2-108	5/8"X1/2"	1.94	7/8"
UR2-128	3/4"X1/2"	2.19	1-1/16"
UR2-1210	3/4"X5/8"	2.19	1-1/16"



## U2 MALE FLARE UNION

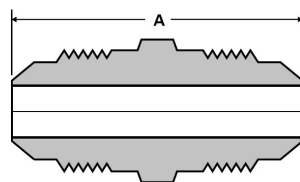
PART NUMBER	O.D. TUBE	FPT	A	HEX
U3-3A	3/16"	1/8"	.97	9/16"
U3-4A	1/4"	1/8"	1.00	1/2"
U3-4B	1/4"	1/4"	1.06	5/8"
U3-4C	1/4"	3/8"	1.18	3/4"
U3-5A	5/16"	1/8"	1.06	9/16"
U3-5B	5/16"	1/4"	1.28	11/16"
U3-6A	3/8"	1/8"	1.09	5/8"
U3-6B	3/8"	1/4"	1.09	5/8"
U3-6C	3/8"	3/8"	1.22	13/16"
U3-6D	3/8"	1/2"	1.31	15/16"
U3-6E	3/8"	3/4"	1.31	1-1/8"
U3-8B	1/2"	1/4"	1.34	13/16"
U3-8C	1/2"	3/8"	1.34	13/16"
U3-8D	1/2"	1/2"	1.44	15/16"
U3-8E	1/2"	3/4"	1.41	1-1/8"
U3-10C	5/8"	3/8"	1.45	7/8"
U3-10D	5/8"	1/2"	1.50	15/16"
U3-10E	5/8"	3/4"	1.53	1-1/8"
U3-12D	3/4"	1/2"	1.75	1-1/8"
U3-12E	3/4"	3/4"	1.88	1-1/4"
U3-14E	7/8"	3/4"	1.94	1-15/16"



## RUR2 UNION REDUCER


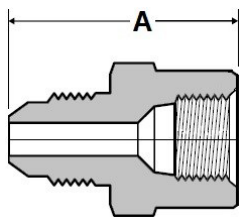
PART NUMBER	O.D. TUBE	A	HEX
RUR2-64	3/8"X1/4"	1.38	5/8"
RUR2-65	3/8"X5/16"	1.69	3/4"
RUR2-106	5/8"X3/8"	1.89	7/8"
RUR2-108	5/8"X1/2"	2.00	7/8"

REF SAE 010101



## RU3 FLARE TO FEMALE PIPE

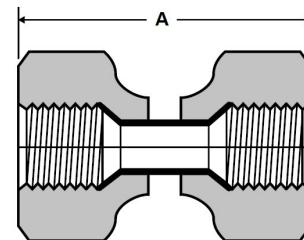
PART NUMBER	O.D. TUBE	FPT	A	HEX
RU3-4A	1/4"	1/8"	1.03	9/16"
RU3-4B	1/4"	1/4"	1.25	11/16"
RU3-6B	3/8"	1/4"	1.31	13/16"
RU3-6C	3/8"	3/8"	1.38	13/16"
RU3-6D	3/8"	1/2"	1.62	1"
RU3-8C	1/2"	3/8"	1.50	13/16"
RU3-8D	1/2"	1/2"	1.75	1"
RU3-10D	5/8"	1/2"	1.81	1"
RU3-10E	5/8"	3/4"	1.91	1-1/4"



REF SAE 010103

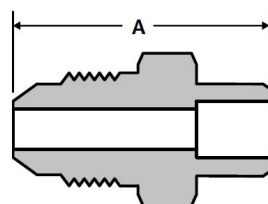
## US4 SWIVEL FLARE CONNECTOR

PART NUMBER	O.D. TUBE	A
US4-4	1/4"	1.50
US4-5	5/16"	1.52
US4-6	3/8"	1.55
US4-64	3/8"X1/4"	1.48
US4-8	1/2"	1.85
US4-86	1/2"X3/8"	1.73
US4-10	5/8"	2.15
US4-108	5/8"X1/2"	1.96
US4-12	3/4"	2.50



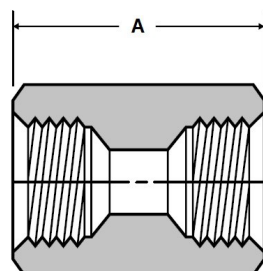
## US3 FLARE TO SOLDER

PART NUMBER	O.D. TUBE	SOLDER	A	HEX
US3-44	1/4"	1/4"	1.00	7/16"
US3-46	1/4"	3/8"	1.00	1/2"
US3-66	3/8"	3/8"	1.25	5/8"
US3-88	1/2"	1/2"	1.50	3/4"
US3-1010	5/8"	5/8"	1.75	7/8"
US3-1214	3/4"	7/8"	1.97	1-1/16"



## U4 FLARE CONNECTOR


PART NUMBER	O.D. TUBE	A	HEX
U4-4	1/4"	1.00	5/8"
U4-6	3/8"	1.25	13/16"
U4-8	1/2"	1.44	15/16"



REF SAE 010107

\*Use with B2 Series

(Copper Gasket)






## NYLON AIR BRAKE DOT FITTINGS

### CONSTRUCTION

- CA360 Brass (Straights)
- CA360 Brass (Shapes)



### APPLICATIONS

- Air Brake Systems



- Temperature Range: -40° to 200° F.

### RANGES

- Pressure Range: Up to 150 PSI



### Assembly Instructions

1. Cut tubing squarely—using a tube cutter.
2. Make sure all fittings involved in the assembly are clean of burrs and debris.
3. Insert nylon air brake tubing firmly into the fitting until it bottoms out.
4. Tighten nut according to the chart listed below:

Tube Size	Turns Past Hand-Tight
3/16	2.5
1/4	3
3/8 + 1/2	4
5/8 + 3/4	3.5

### Application Details:

Transportation Air Brake Systems, Air Suspensions, Cabin Controls:

Trucks, Trailers, RVs, Buses, Fire Trucks, & Rail.



### NOTES

- Fittings meet SAE and DOT FMVSS 571.106
- Non-stock items and special parts are available on a quotation basis.
- Configurations and dimensions are subject to change without notice.

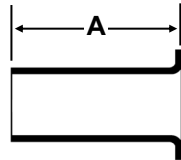
**⚠ WARNING:** Products offered by Robo-Fit can expose you to chemicals such as lead, a chemical which is known to the State of California to cause cancer, birth defects, or other reproductive harm. For more information go to [www.P65Warnings.ca.gov](http://www.P65Warnings.ca.gov)

<p><b>59A</b> Tube Support Insert</p> 	<p><b>60NAB</b> Sleeve</p> 	<p><b>61NAB</b> Nut</p> 	<p><b>62NAB</b> Union Tube, Both Ends</p> 
<p><b>62NABH</b> Bulkhead Union</p> 	<p><b>64NAB</b> Union Tee</p> 	<p><b>65NAB</b> 90° Union Elbow</p> 	<p><b>66NAB</b> Female Connector</p> 
<p><b>68NAB</b> Male Connector</p> 	<p><b>68NABH</b> Bulkhead Connector</p> 	<p><b>69NAB</b> 90° Male Elbow</p> 	<p><b>70NAB</b> 90° Female Elbow</p> 
<p><b>71NAB</b> Male Run Tee</p> 	<p><b>72NAB</b> Male Branch Tee</p> 	<p><b>79NAB</b> 45° Male Elbow</p> 	



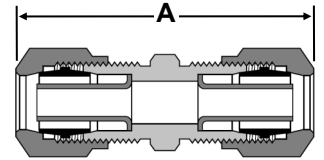
## 59A TUBE SUPPORT INSERT

PART NUMBER	Tube O.D.	A
59A-4	1/4"	.51
59A-6	3/8"	.64
59A-8	1/2"	.81
59A-10	5/8"	.86
59A-12	3/4"	1.06



## 62NAB UNION TUBE, BOTH ENDS


PART NUMBER	Tube O.D.	A	HEX
62NAB-4	1/4"	1.45	7/16"
62NAB-6	3/8"	1.80	9/16"
62NAB-8	1/2"	2.03	11/16"
62NAB-10	5/8"	2.29	13/16"
62NAB-12	3/4"	2.62	1"



REF SAE 100101BA

## 60NAB SLEEVE

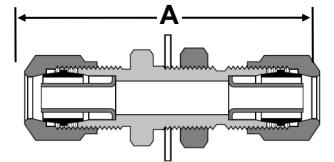
PART NUMBER	Tube O.D.	A
60NAB-4	1/4"	.31
60NAB-6	3/8"	.39
60NAB-8	1/2"	.43
60NAB-10	5/8"	.44
60NAB-12	3/4"	.54



REF SAE 100115BA

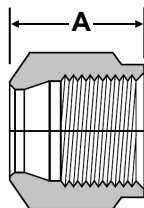
## 62NABH BULKHEAD UNION, BOTH ENDS

PART NUMBER	Tube O.D.	A	Hex
62NABH-6	3/8"	2.90	9/16"
62NABH-8	1/2"	3.20	11/16"



## 61NAB NUT

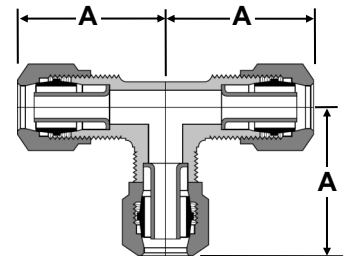
PART NUMBER	Tube O.D.	A	HEX
61NAB-4	1/4"	.45	9/16"
61NAB-6	3/8"	.56	5/8"
61NAB-8	1/2"	.66	13/16"
61NAB-10	5/8"	.74	15/16"
61NAB-12	3/4"	.81	1-1/8"



REF SAE 100110BA

## 64NAB UNION TEE

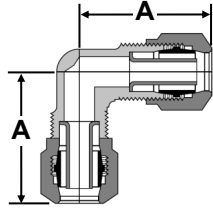
PART NUMBER	Tube O.D.	A
64NAB-4	1/4"	.95
64NAB-6	3/8"	1.24
64NAB-8	1/2"	1.45
64NAB-10	5/8"	1.58



REF SAE 100401BA

## 65NAB 90° UNION ELBOW

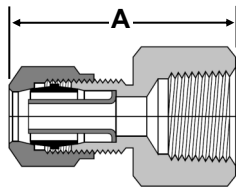
PART NUMBER	Tube O.D.	A
65NAB-4	1/4"	1.00
65NAB-6	3/8"	1.14
65NAB-8	1/2"	1.32
65NAB-10	5/8"	1.60



REF SAE 100201BA

## 66NAB FEMALE CONNECTOR

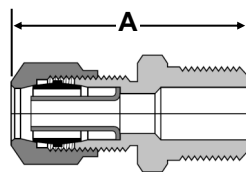
PART NUMBER	Tube O.D.	FPT	A	HEX
66NAB-4A	1/4"	1/8"	1.18	9/16"
66NAB-4B	1/4"	1/4"	1.40	11/16"
66NAB-6A	3/8"	1/8"	1.50	9/16"
66NAB-6B	3/8"	1/4"	1.60	11/16"
66NAB-6C	3/8"	3/8"	1.71	7/8"
66NAB-8C	1/2"	3/8"	1.80	7/8"
66NAB-8D	1/2"	1/2"	1.89	1-1/16"



REF SAE 100103BA

## 68NAB MALE CONNECTOR


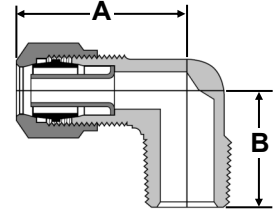
PART NUMBER	Tube O.D.	MPT	A	HEX
68NAB-4A	1/4"	1/8"	1.21	7/16"
68NAB-4B	1/4"	1/4"	1.42	9/16"
68NAB-4C	1/4"	3/8"	1.46	11/16"
68NAB-6A	3/8"	1/8"	1.37	9/16"
68NAB-6B	3/8"	1/4"	1.58	9/16"
68NAB-6C	3/8"	3/8"	1.58	11/16"
68NAB-6D	3/8"	1/2"	1.80	7/8"
68NAB-8B	1/2"	1/4"	1.71	11/16"
68NAB-8C	1/2"	3/8"	1.71	11/16"
68NAB-8D	1/2"	1/2"	1.90	7/8"
68NAB-10C	5/8"	3/8"	1.84	13/16"
68NAB-10D	5/8"	1/2"	2.03	7/8"
68NAB-12D	3/4"	1/2"	2.21	1"
68NAB-12E	3/4"	3/4"	2.22	1-1/16"



REF SAE 100102BA

## 69NAB 90° MALE ELBOW

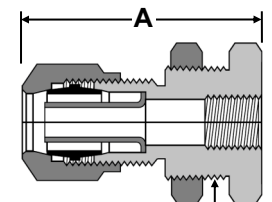
PART NUMBER	Tube O.D.	MPT	A	B
69NAB-4A	1/4"	1/8"	.95	.66
69NAB-4B	1/4"	1/4"	1.00	.87
69NAB-4C	1/4"	3/8"	1.16	.86
69NAB-6A	3/8"	1/8"	1.19	.75
69NAB-6B	3/8"	1/4"	1.25	.92
69NAB-6C	3/8"	3/8"	1.30	.91
69NAB-6D	3/8"	1/2"	1.40	1.10
69NAB-8B	1/2"	1/4"	1.38	.99
69NAB-8C	1/2"	3/8"	1.44	.99
69NAB-8D	1/2"	1/2"	1.55	1.18
69NAB-10C	5/8"	3/8"	1.49	1.05
69NAB-10D	5/8"	1/2"	1.58	1.24
69NAB-10E	5/8"	3/4"	1.76	1.32
69NAB-12D	3/4"	1/2"	1.70	1.33
69NAB-12E	3/4"	3/4"	1.77	1.32



REF SAE 100202BA

## 68NABH BULKHEAD CONNECTOR

PART NUMBER	Tube O.D.	FPT	A	HEX
68NABH-6C	3/8"	3/8"	1.31	1-1/16"
68NABH-8C	1/2"	3/8"	1.93	1-1/16"


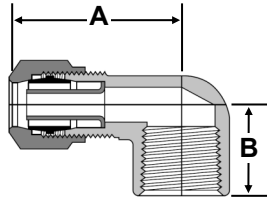


7/8"-20 UNEF-2A



## 70NAB 90° FEMALE ELBOW

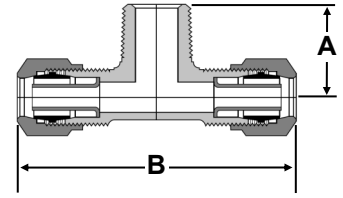
PART NUMBER	Tube O.D.	FPT	A	B
70NAB-4A	1/4"	1/8"	1.02	.52
70NAB-4B	1/4"	1/4"	1.11	.71
70NAB-6A	3/8"	1/8"	1.29	.59
70NAB-6B	3/8"	1/4"	1.35	.77
70NAB-6C	3/8"	3/8"	1.39	.77
70NAB-8C	1/2"	3/8"	1.55	.82
70NAB-8D	1/2"	1/2"	1.65	1.01
70NAB-10D	5/8"	1/2"	1.70	1.07



REF SAE 100203BA

## 72NAB MALE BRANCH TEE

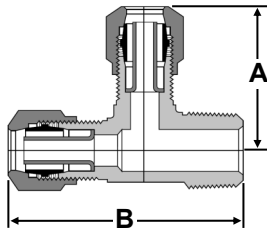
PART NUMBER	Tube O.D.	MPT	A	B
72NAB-4A	1/4"	1/8"	.66	1.80
72NAB-4B	1/4"	1/4"	.87	2.00
72NAB-6A	3/8"	1/8"	.75	2.36
72NAB-6B	3/8"	1/4"	.92	2.50
72NAB-6C	3/8"	3/8"	.91	2.60
72NAB-8B	1/2"	1/4"	.99	2.82
72NAB-8C	1/2"	3/8"	.99	2.90
72NAB-8D	1/2"	1/2"	1.18	3.10
72NAB-10D	5/8"	1/2"	1.24	3.20



REF SAE 100425BA

## 71NAB MALE RUN TEE

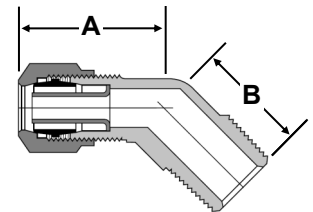
PART NUMBER	Tube O.D.	MPT	A	B
71NAB-4A	1/4"	1/8"	.95	1.61
71NAB-4B	1/4"	1/4"	1.00	1.87
71NAB-6B	3/8"	1/4"	1.25	2.17
71NAB-6C	3/8"	3/8"	1.30	2.21
71NAB-8C	1/2"	3/8"	1.45	2.44
71NAB-8D	1/2"	1/2"	1.55	2.73
71NAB-10D	5/8"	1/2"	1.60	2.84



REF SAE 100424BA




## 79NAB 45° MALE ELBOW

PART NUMBER	Tube O.D.	MPT	A	B
79NAB-4A	1/4"	1/8"	.81	.63
79NAB-4B	1/4"	1/4"	.93	.85
79NAB-6A	3/8"	1/8"	1.17	.68
79NAB-6B	3/8"	1/4"	1.17	.85
79NAB-6C	3/8"	3/8"	1.21	.94
79NAB-6D	3/8"	1/2"	1.24	1.16
79NAB-8B	1/2"	1/4"	1.36	.94
79NAB-8C	1/2"	3/8"	1.36	.94
79NAB-8D	1/2"	1/2"	1.39	1.16
79NAB-10C	5/8"	3/8"	1.43	.98
79NAB-10D	5/8"	1/2"	1.42	1.16
79NAB-12D	3/4"	1/2"	1.61	1.18





## BRASS PUSH-IN DOT FITTINGS

<b>CONSTRUCTION</b>	<ul style="list-style-type: none"> <li>• CA360/CA3604 Brass (Straights)</li> <li>• CA377/CA3604 Brass (Shapes)</li> <li>• "O" Ring: Buna N (Nitrile)</li> </ul>	
<b>APPLICATIONS</b>	<ul style="list-style-type: none"> <li>• Air Brake Systems</li> </ul>	
<b>RANGES</b>	<ul style="list-style-type: none"> <li>• Temperature Range: -40° to 200° F.</li> <li>• Pressure Range: Up to 200 PSI</li> </ul>	



### To Connect Fitting & Tubing:

1. Cut the air brake tubing squarely.
2. Make sure mating ports are free of any debris.
3. Insert the tubing past the O-Ring until the tubing bottoms out against the tube stop.
4. Check your connection by pulling on the tubing to ensure tubing is fully inserted.

### To Disconnect Fitting & Tubing:

1. Press and hold the collet against the fitting body.
2. Pull the tubing out of fitting.

### Application Details:

Transportation Air Brake Systems, Air Suspensions, Cabin Controls:

Trucks, Trailers, RVs, Buses, Fire Trucks, & Rail.



### NOTES

- Fittings meet SAE and DOT FMVSS 571.106
- Non-stock items and special parts are available on a quotation basis.
- Configurations and dimensions are subject to change without notice.

**⚠ WARNING:** Products offered by Robo-Fit can expose you to chemicals such as lead, a chemical which is known to the State of California to cause cancer, birth defects, or other reproductive harm. For more information go to [www.P65Warnings.ca.gov](http://www.P65Warnings.ca.gov)

<p><b>259PPDOT</b> Tube Plug</p> 	<p><b>262PPDOT</b> Union</p> 	<p><b>262PPBHDOT</b> Bulkhead Union</p> 	<p><b>264PPDOT</b> Union Tee</p> 
<p><b>265PPDOT</b> 90° Union Elbow</p> 	<p><b>266PPDOT</b> Female Connector</p> 	<p><b>268PPDOT</b> Male Connector</p> 	<p><b>2688PPDOT</b> Plug In Adapter</p> 
<p><b>269PPDOT</b> 90° Male Elbow</p> 	<p><b>269PPSDOT</b> 90° Male Swivel Elbow</p> 	<p><b>270PPDOT</b> 90° Female Elbow</p> 	<p><b>270PPSDOT</b> 90° Female Swivel Elbow</p> 
<p><b>271PPDOT</b> Male Run Tee</p> 	<p><b>271PPSDOT</b> Male Swivel Run Tee</p> 	<p><b>272PPDOT</b> Male Branch Tee</p> 	<p><b>272PPSDOT</b> Male Swivel Branch Tee</p> 
<p><b>277PPDOT</b> Female Branch Tee</p> 	<p><b>277PPSDOT</b> Female Swivel Branch Tee</p> 	<p><b>279PPDOT</b> 45° Male Elbow</p> 	<p><b>279PPSDOT</b> 45° Male Swivel Elbow</p> 
<p><b>283PPDOT</b> Gladhand Bulkhead</p> 	<p><b>286PPDOT</b> Female Bulkhead</p> 		

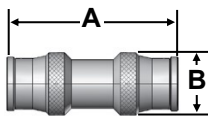
## 259PPDOT NYLON PLUG

PART NUMBER	A
259PPDOT-2.5	5/32"
259PPDOT-4	1/4"
259PPDOT-6	3/8"
259PPDOT-8	1/2"
259PPDOT-10	5/8"
259PPDOT-12	3/4"




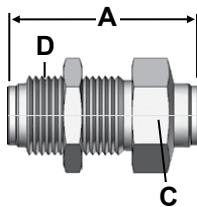
## 262PPDOT UNION CONNECTOR

PART NUMBER	Tube O.D.	A	B
262PPDOT-2.5	5/32"	1.38	3/8"
262PPDOT-3	3/16"	1.60	7/16"
262PPDOT-4	1/4"	1.82	7/16"
262PPDOT-2.5	5/16"	1.89	19/32"
262PPDOT-6	3/8"	1.82	21/32"
262PPDOT-8	1/2"	2.02	25/32"
262PPDOT-10	5/8"	2.04	.91
262PPDOT-12	3/4"	2.20	1.06



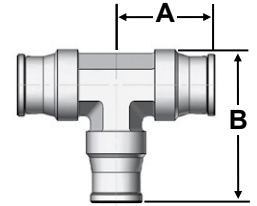
## 262PPBHDOT BULKHEAD UNION

PART NUMBER	Tube O.D.	A	C	D
262PPBHDOT-4	1/4"	1.90	3/8	1/2-20
262PPBHDOT-6	3/8"	1.85	7/16	3/4-16
262PPBHDOT-8	1/2"	2.05	7/16	15/16-16
262PPBHDOT-10	5/8"	2.05	19/32	1/4



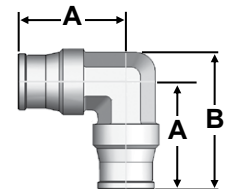
## 264PPDOT UNION TEE

PART NUMBER	Tube O.D.	A	B	FLATS
264PPDOT-4	1/4"	.94	1.17	3/8"
264PPDOT-6	3/8"	1.08	1.41	1/2"
264PPDOT-8	1/2"	1.26	1.65	5/8"
264PPDOT-10	5/8"	1.32	1.77	11/16"
264PPDOT-12	3/4"	1.44	1.99	15/16"



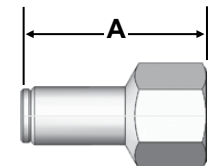
## 265PPDOT 90° UNION ELBOW

PART NUMBER	Tube O.D.	A	B	FLATS
265PPDOT-4	1/4"	.94	1.17	3/8"
265PPDOT-6	3/8"	1.08	1.41	1/2"
265PPDOT-8	1/2"	1.26	1.65	5/8"



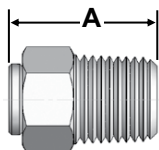
## 266PPDOT FEMALE CONNECTOR

PART NUMBER	Tube O.D.	FPT	A	HEX
266PPDOT-4A	1/4"	1/8"	1.33	9/16"
266PPDOT-4B	1/4"	1/4"	1.55	3/4"
266PPDOT-6A	3/8"	1/8"	1.33	11/16"
266PPDOT-6B	3/8"	1/4"	1.52	3/4"
266PPDOT-6C	3/8"	3/8"	1.56	7/8"
266PPDOT-8C	1/2"	3/8"	1.59	7/8"
266PPDOT-8D	1/2"	1/2"	1.85	1-1/8"



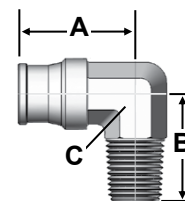
## 268PPDOT MALE CONNECTOR

PART NUMBER	Tube O.D.	MPT	A	HEX
268PPDOT-2.5X1	5/32"	1/16"	.78	3/8"
268PPDOT-2.5A	5/32"	1/8"	.79	7/16"
268PPDOT-2.5B	5/32"	1/4"	.95	9/16"
268PPDOT-3X0	3/16"	10/32"	.89	3/8"
268PPDOT-3X1	3/16"	1/16"	1.02	3/8"
268PPDOT-3A	3/16"	1/8"	1.02	7/16"
268PPDOT-3B	3/16"	1/4"	1.02	9/16"
268PPDOT-4X1	1/4"	1/16"	1.17	7/16"
268PPDOT-4A	1/4"	1/8"	.98	7/16"
268PPDOT-4B	1/4"	1/4"	.90	9/16"
268PPDOT-4C	1/4"	3/8"	.87	11/16"
268PPDOT-6A	3/8"	1/8"	1.17	11/16"
268PPDOT-6B	3/8"	1/4"	1.15	11/16"
268PPDOT-6C	3/8"	3/8"	1.12	11/16"
268PPDOT-6D	3/8"	1/2"	1.03	7/8"
268PPDOT-8B	1/2"	1/4"	1.46	13/16"
268PPDOT-8C	1/2"	3/8"	1.28	13/16"
268PPDOT-8D	1/2"	1/2"	1.23	7/8"
268PPDOT-8E	1/2"	3/4"	1.29	1-1/16"
268PPDOT-10C	5/8"	3/8"	1.44	15/16"
268PPDOT-10D	5/8"	1/2"	1.59	15/16"
268PPDOT-10E	5/8"	3/4"	1.13	1-1/16"
268PPDOT-12D	3/4"	1/2"	1.65	1-1/16"
268PPDOT-12E	3/4"	3/4"	1.38	1-1/16"



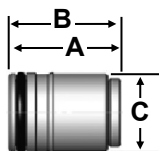
## 269PPDOT 90° MALE ELBOW

PART NUMBER	Tube O.D.	MPT	A	B	C
269PPDOT-2.5X1	5/32"	1/16"	.78	.65	5/16"
269PPDOT-2.5A	5/32"	1/8"	.78	.69	5/16"
269PPDOT-3A	3/16"	1/8"	.88	.75	3/8"
269PPDOT-4A	1/4"	1/8"	1.01	.79	3/8"
269PPDOT-4B	1/4"	1/4"	1.05	.84	3/8"
269PPDOT-4C	1/4"	3/8"	1.10	.98	1/2"
269PPDOT-6A	3/8"	1/8"	1.00	.80	1/2"
269PPDOT-6B	3/8"	1/4"	1.10	.98	1/2"
269PPDOT-6C	3/8"	3/8"	1.08	.98	1/2"
269PPDOT-6D	3/8"	1/2"	1.14	1.20	5/8"
269PPDOT-8B	1/2"	1/4"	1.26	1.05	5/8"
269PPDOT-8C	1/2"	3/8"	1.26	1.05	5/8"
269PPDOT-8D	1/2"	1/2"	1.25	1.26	5/8"
269PPDOT-10C	5/8"	3/8"	1.25	1.26	5/8"
269PPDOT-10D	5/8"	1/2"	1.34	1.29	11/16"
269PPDOT-12D	3/4"	1/2"	1.32	1.36	15/16"
269PPDOT-12E	3/4"	3/4"	1.32	1.36	15/16"



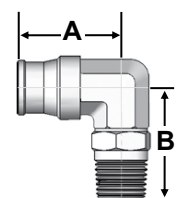
## 2688PPDOT PRESS-IN CARTRIDGE

PART NUMBER	Tube O.D.	A	B	C
2688PPDOT-2.5	5/32"	.59	.69	.32
2688PPDOT-3	3/16"	.68	.78	.41
2688PPDOT-4	1/4"	.76	.86	.41
2688PPDOT-6	3/8"	.82	.92	.64
2688PPDOT-8	1/2"	.92	1.02	.77



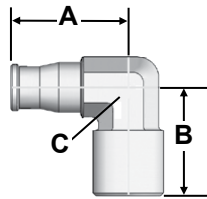
## 269PPSDOT 90° MALE SWIVEL ELBOW

PART NUMBER	Tube O.D.	MPT	A	B	HEX
269PPSDOT-2.5A	5/32"	1/8"	.79	.88	7/16"
269PPSDOT-2.5B	5/32"	1/4"	.79	1.08	9/16"
269PPSDOT-3A	3/16"	1/8"	.88	.92	7/16"
269PPSDOT-4A	1/4"	1/8"	.94	1.09	9/16"
269PPSDOT-4B	1/4"	1/4"	.99	1.09	9/16"
269PPSDOT-4C	1/4"	3/8"	1.02	1.13	11/16"
269PPSDOT-6A	3/8"	1/8"	1.05	1.06	7/16"
269PPSDOT-6B	3/8"	1/4"	1.08	1.14	9/16"
269PPSDOT-6C	3/8"	3/8"	1.10	1.23	11/16"
269PPSDOT-6D	3/8"	1/2"	1.10	1.53	7/8"
269PPSDOT-8B	1/2"	1/4"	1.26	1.26	9/16"
269PPSDOT-8C	1/2"	3/8"	1.26	1.31	11/16"
269PPSDOT-8D	1/2"	1/2"	1.25	1.61	7/8"
269PPSDOT-10C	5/8"	3/8"	1.54	1.41	11/16"
269PPSDOT-10D	5/8"	1/2"	1.54	1.71	7/8"
269PPSDOT-12D	3/4"	1/2"	1.40	2.04	1-1/16"
269PPSDOT-12E	3/4"	3/4"	1.40	1.60	1-1/16"



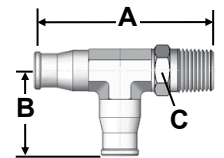
## 270PPDOT 90° FEMALE ELBOW

PART NUMBER	Tube O.D.	FPT	A	B	C
270PPDOT-4A	1/4"	1/8"	1.02	.83	1.06
270PPDOT-4B	1/4"	1/4"	1.13	1.03	1.31
270PPDOT-4C	1/4"	3/8"	1.27	.99	1.35
270PPDOT-6B	3/8"	1/4"	1.08	.98	1.31
270PPDOT-6C	3/8"	3/8"	1.08	1.05	1.41
269PPDOT-8D	1/2"	1/2"	1.37	1.31	1.70



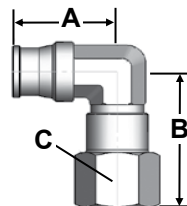
## 271PPSDOT MALE SWIVEL RUN TEE

PART NUMBER	Tube O.D.	MPT	A	B	C
271PPSDOT-4A	1/4"	1/8"	2.03	1.02	3/8"
271PPSDOT-4B	1/4"	1/4"	2.10	1.02	7/16"
271PPSDOT-6B	3/8"	1/4"	2.19	1.04	1/2"
271PPSDOT-6C	3/8"	3/8"	2.23	1.06	1/2"
271PPSDOT-8C	1/2"	3/8"	2.52	1.24	5/8"
271PPSDOT-8D	1/2"	1/2"	2.82	1.24	5/8"



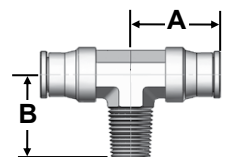
## 270PPSDOT 90° FEMALE SWIVEL ELBOW

PART NUMBER	Tube O.D.	FPT	A	B	C
270PPSDOT-4A	1/4"	1/8"	.94	1.09	9/16"
270PPSDOT-4B	1/4"	1/4"	.97	1.25	3/4"
270PPSDOT-6B	3/8"	1/4"	1.10	1.48	3/4"



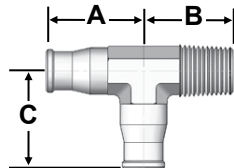
## 272PPDOT MALE BRANCH TEE

PART NUMBER	Tube O.D.	MPT	A	B
272PPDOT-4A	1/4"	1/8"	1.02	.75
272PPDOT-4B	1/4"	1/4"	1.02	.92
272PPDOT-6A	3/8"	1/8"	1.08	.79
272PPDOT-6B	3/8"	1/4"	1.08	.99
272PPDOT-6C	3/8"	3/8"	1.09	.99
272PPDOT-8B	1/2"	1/4"	1.26	1.07
272PPDOT-8C	1/2"	3/8"	1.26	1.07



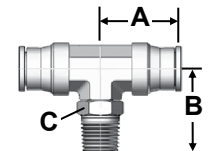
## 271PPDOT MALE RUN TEE

PART NUMBER	Tube O.D.	MPT	A	B	C
271PPDOT-4A	1/4"	1/8"	1.02	.75	1.02
271PPDOT-4B	1/4"	1/4"	1.02	.92	1.02
271PPDOT-4C	1/4"	3/8"	1.08	.98	1.08
271PPDOT-6B	3/8"	1/4"	1.08	.98	1.08
271PPDOT-6C	3/8"	3/8"	1.08	.98	1.08
271PPDOT-8C	1/2"	3/8"	1.26	1.05	1.26



## 272PPSDOT MALE SWIVEL BRANCH TEE

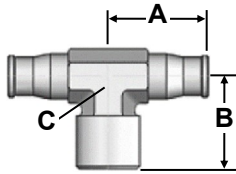
PART NUMBER	Tube O.D.	MPT	A	B	C
272PPSDOT-4A	1/4"	1/8"	1.02	1.04	7/16"
272PPSDOT-4B	1/4"	1/4"	1.01	1.04	9/16"
272PPSDOT-6A	3/8"	1/8"	1.08	1.07	7/16"
272PPSDOT-6B	3/8"	1/4"	1.06	1.17	9/16"
272PPSDOT-6C	3/8"	3/8"	1.08	1.21	11/16"
272PPSDOT-6D	3/8"	1/2"	1.08	1.40	7/8"
272PPSDOT-8B	1/2"	1/4"	1.26	1.28	9/16"
272PPSDOT-8C	1/2"	3/8"	1.26	1.31	11/16"
272PPSDOT-8D	1/2"	1/2"	1.26	1.61	7/8"
272PPSDOT-10D	5/8"	1/2"	1.32	1.74	7/8"






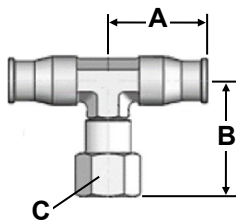
## 277PPDOT FEMALE BRANCH TEE

PART NUMBER	Tube O.D.	FPT	A	B	C
277PPDOT-4A	1/4"	1/8"	1.02	.82	1/2"
277PPDOT-4B	1/4"	1/4"	1.08	.97	1/2"
277PPDOT-6B	3/8"	1/4"	1.09	.98	1/2"
277PPDOT-6C	3/8"	3/8"	1.40	1.30	11/16"
277PPDOT-8B	1/2"	1/4"	1.26	1.16	5/8"



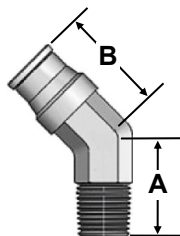
## 277PPSDOT FEMALE SWIVEL BRANCH TEE

PART NUMBER	Tube O.D.	FPT	A	B	C
277PPSDOT-4A	1/4"	1/8"	1.02	1.13	9/16"
277PPSDOT-4B	1/4"	1/4"	1.02	1.29	3/4"
277PPSDOT-6A	3/8"	1/8"	1.08	1.18	9/16"
277PPSDOT-6C	3/8"	3/8"	1.08	1.16	3/4"



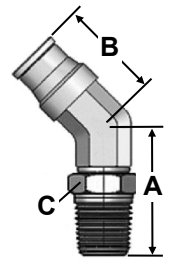
## 279PPDOT 45° MALE ELBOW

PART NUMBER	Tube O.D.	MPT	A	B
279PPDOT-4A	1/4"	1/8"	.75	.99
279PPDOT-4B	1/4"	1/4"	.89	.99
279PPDOT-6A	3/8"	1/8"	.75	.99
279PPDOT-6B	3/8"	1/4"	.95	1.08
279PPDOT-6C	3/8"	3/8"	.97	1.08
279PPDOT-6D	3/8"	1/2"	1.13	1.15
279PPDOT-8B	1/2"	1/4"	1.00	1.20
279PPDOT-8C	1/2"	3/8"	1.05	1.20
279PPDOT-8D	1/2"	1/2"	1.20	1.20
279PPDOT-10C	5/8"	3/8"	1.17	1.22
279PPDOT-10D	5/8"	1/2"	1.31	1.22
279PPDOT-12D	3/4"	1/2"	1.36	1.18
279PPDOT-12E	3/4"	3/4"	1.36	1.18




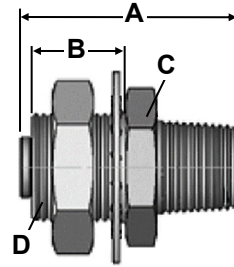
## 279PPSDOT 45° MALE SWIVEL ELBOW

PART NUMBER	Tube O.D.	MPT	A	B	C
279PPSDOT-4A	1/4"	1/8"	.98	.99	7/16"
279PPSDOT-4B	1/4"	1/4"	1.06	.99	7/16"
279PPSDOT-6A	3/8"	1/8"	1.08	1.06	7/16"
279PPSDOT-6B	3/8"	1/4"	1.13	1.06	9/16"
279PPSDOT-6C	3/8"	3/8"	1.23	1.08	11/16"
279PPSDOT-6D	3/8"	1/2"	1.46	1.22	7/8"
279PPSDOT-8B	1/2"	1/4"	1.22	1.22	9/16"
279PPSDOT-8C	1/2"	3/8"	1.32	1.20	11/16"
279PPSDOT-8D	1/2"	1/2"	1.61	1.20	7/8"
279PPSDOT-10C	5/8"	3/8"	1.38	1.33	11/16"
279PPSDOT-10D	5/8"	1/2"	1.68	1.39	7/8"
279PPSDOT-12E	3/4"	3/4"	2.28	1.40	1-1/16"



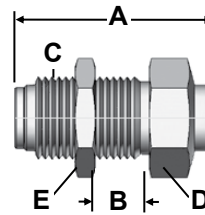
## 283PPDOT GLADHAND BULKHEAD


PART NUMBER	Tube O.D.	MPT	A	B	C	D
283PPDOT-6D	3/8"	1/2"	1.99	1-3/8	1-1/4	1-14
283PPDOT-8D	1/2"	1/2"	1.99	1-3/8	1-1/4	1-14
283PPDOT-10D	5/8"	1/2"	2.33	1-3/8	1-1/4	1-14



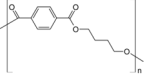


## 286PPDOT FEMALE BULKHEAD UNION

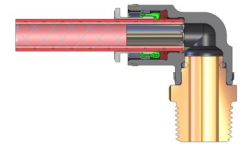
PART NUMBER	Tube O.D.	FPT	A	B	C	D	E
286PPDOT-4A	1/4"	1/8"	1.32	.64	1/2-20	11/16	11/16
286PPDOT-4B	1/4"	1/4"	1.56	.64	1/2-20	11/16	11/16
286PPDOT-6B	3/8"	1/4"	1.87	1.00	3/4-16	15/16	15/16
286PPDOT-6C	3/8"	3/8"	1.87	1.00	3/4-16	15/16	15/16
286PPDOT-8C	1/2"	3/8"	2.04	1.00	15/16-16	1-1/8	1 3/8





## COMPOSITE DOT FITTINGS

<b>CONSTRUCTION</b>	Polybutylene Terephthalate (PBT) Thermoplastic Engineered Polymer
	•Brass 
<b>APPLICATIONS</b>	• Air Brake Systems 
	•Temperature Range: -40° to 140° F
<b>RANGES</b>	• Pressure Range: Up to 145 PSI 



### To Connect Fitting & Tubing:

1. Cut the air brake tubing squarely.
2. Make sure mating ports are free of any debris.
3. Insert the tubing past the O-Ring until the tubing bottoms out against the tube stop.
4. Check your connection by pulling on the tubing to ensure tubing is fully inserted.

### To Disconnect Fitting & Tubing:

1. Press and hold the collet against the fitting body.
2. Pull the tubing out of fitting.

### Application Details:

Transportation Air Brake Systems, Air Suspensions, Cabin Controls:
















Trucks, Trailers, RVs, Buses, Fire Trucks, & Rail.



### NOTES

- Fittings meet SAE and DOT FMVSS 571.106
- Non-stock items and special parts are available on a quotation basis.
- Configurations and dimensions are subject to change without notice.

**⚠ WARNING:** Products offered by Robo-Fit can expose you to chemicals such as lead, a chemical which is known to the State of California to cause cancer, birth defects, or other reproductive harm. For more information go to [www.P65Warnings.ca.gov](http://www.P65Warnings.ca.gov)

<p><b>C259PPDOT</b> Tube Plug</p> 	<p><b>C262PPDOT</b> Union</p> 	<p><b>C262PPBHDOT</b> Bulkhead Union</p> 	<p><b>C264PPDOT</b> Union Tee</p> 
<p><b>C265PPDOT</b> 90° Union</p> 	<p><b>C266PPDOT</b> Female Connector</p> 	<p><b>C268PPDOT</b> Male Connector</p> 	<p><b>C2688PPDOT</b> Plug In Adapter</p> 
<p><b>269PPSDOT</b> 90° Male Swivel Elbow</p> 	<p><b>270PPSDOT</b> Female Swivel Elbow</p> 	<p><b>271PPSDOT</b> Swivel Run Tee</p> 	<p><b>272PPSDOT</b> Swivel Branch Tee</p> 
<p><b>277PPSDOT</b> FM Swivel Branch Tee</p> 	<p><b>279PPSDOT</b> 45° Swivel Elbow</p> 	<p><b>286PPDOT</b> Female Bulkhead</p> 	

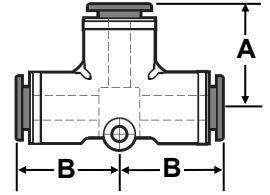
## C259PPDOT NYLON PLUG

PART NUMBER	A
C259PPDOT-2.5	5/32"
C259PPDOT-4	1/4"
C259PPDOT-6	3/8"
C259PPDOT-8	1/2"
C259PPDOT-10	5/8"
C259PPDOT-12	3/4"



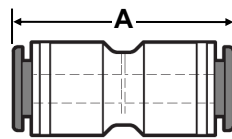
## C264PPDOT UNION TEE

PART NUMBER	Tube O.D.	A	B
C264PPDOT-2.5	5/32"	18.3	18.3
C264PPDOT-4	1/4"	20.6	20.6
C264PPDOT-6	3/8"	26.2	26.2
C264PPDOT-664	3/8" x 1/4"	19.3	25.0
C264PPDOT-8	1/2"	28.8	28.8
C264PPDOT-10	5/8"	33.4	33.4



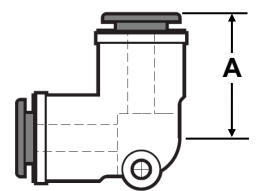
## C262PPDOT UNION CONNECTOR

PART NUMBER	Tube O.D.	A
C262PPDOT-2.5	5/32"	32.6
C262PPDOT-4	1/4"	34.6
C262PPDOT-6	3/8"	42.6
C262PPDOT-8	1/2"	44.6
C262PPDOT-10	5/8"	53.4
C262PPDOT-12	3/4"	68.2




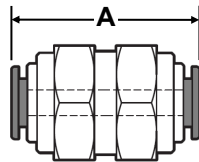
## C265PPDOT 90° UNION ELBOW

PART NUMBER	Tube O.D.	A
C265PPDOT-2.5	5/32"	18.3
C265PPDOT-4	1/4"	20.6
C265PPDOT-6	3/8"	26.1
C265PPDOT-8	1/2"	28.9




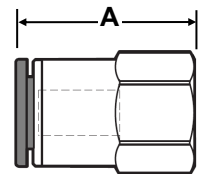
## C262PPBHDOT BULKHEAD UNION

PART NUMBER	Tube O.D.	A	HEX	Thread
C262PPBHDOT-2.5	5/32"	32.1	17.46	1/2-20
C262PPBHDOT-4	1/4"	34.1	17.46	9/16-18
C262PPBHDOT-6	3/8"	42.1	25.40	7/8-14
C262PPBHDOT-8	1/2"	44.1	28.57	1-12
C262PPBHDOT-10	5/8"	50.0	33.33	1 1/8-12



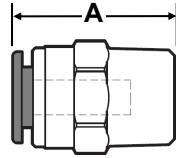
## C266PPDOT FEMALE CONNECTOR

PART NUMBER	Tube O.D.	FPT	A	Hex
C266PPDOT-2.5A	5/32"	1/8"	27.0	14.29
C266PPDOT-2.5B	5/32"	1/4"	30.7	17.46
C266PPDOT-4A	1/4"	1/8"	27.5	14.29
C266PPDOT-4B	1/4"	1/4"	31.2	17.46
C266PPDOT-4C	1/4"	3/8"	33.3	22.23
C266PPDOT-6A	3/8"	1/8"	30.8	17.46
C266PPDOT-6B	3/8"	1/4"	34.5	17.46
C266PPDOT-6C	3/8"	3/8"	36.6	22.23
C266PPDOT-6D	3/8"	1/2"	40.6	23.81
C266PPDOT-8A	1/2"	1/8"	31.4	22.23
C266PPDOT-8B	1/2"	1/4"	35.4	22.23
C266PPDOT-8C	1/2"	3/8"	36.4	22.23
C266PPDOT-8D	1/2"	1/2"	40.8	23.80
C266PPDOT-10D	5/8"	1/2"	42.9	25.40



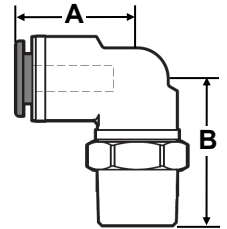
## C268PPDOT MALE CONNECTOR

PART NUMBER	Tube O.D.	MPT	A	HEX
C268PPDOT-2.50	5/32"	1/16"	21.7	11.11
C268PPDOT-2.5A	5/32"	1/8"	21.7	11.11
C268PPDOT-4A	1/4"	1/8"	22.2	12.70
C268PPDOT-4B	1/4"	1/4"	22.7	14.29
C268PPDOT-4C	1/4"	3/8"	21.7	17.46
C268PPDOT-4D	1/4"	1/2"	26.0	22.23
C268PPDOT-6A	3/8"	1/8"	30.7	17.46
C268PPDOT-6B	3/8"	1/4"	33.2	17.46
C268PPDOT-6C	3/8"	3/8"	28.7	17.46
C268PPDOT-6D	3/8"	1/2"	26.2	22.23
C268PPDOT-8B	1/2"	1/4"	34.2	22.23
C268PPDOT-8C	1/2"	3/8"	32.7	22.23
C268PPDOT-8D	1/2"	1/2"	29.7	22.23
C268PPDOT-10C	5/8"	3/8"	38.6	25.40
C268PPDOT-10D	5/8"	1/2"	37.9	25.40
C268PPDOT-12C	3/4"	3/8"	47.5	30.0
C268PPDOT-12D	3/4"	1/2"	50.5	30.0
C268PPDOT-12E	3/4"	3/4"	52.5	30.0



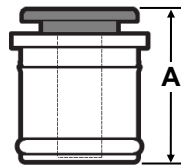
## 269PPSDOT 90° MALE ELBOW

PART NUMBER	Tube O.D.	MPT	A	B
C269PPSDOT-2.5A	5/32"	1/8"	20.6	23.4
C269PPSDOT-2.5B	5/32"	1/4"	20.6	27.4
C269PPSDOT-4A	1/4"	1/8"	20.6	23.4
C269PPSDOT-4B	1/4"	1/4"	20.6	27.4
C269PPSDOT-4C	1/4"	3/8"	20.6	29.4
C269PPSDOT-4D	1/4"	1/2"	20.6	33.4
C269PPSDOT-6A	3/8"	1/8"	26.2	26.6
C269PPSDOT-6B	3/8"	1/4"	26.2	29.6
C269PPSDOT-6C	3/8"	3/8"	26.2	31.6
C269PPSDOT-6D	3/8"	1/2"	26.2	36.5
C269PPSDOT-8B	1/2"	1/4"	28.8	31.5
C269PPSDOT-8C	1/2"	3/8"	28.8	33.5
C269PPSDOT-8D	1/2"	1/2"	28.8	37.5
C269PPSDOT-8E	1/2"	3/4"	29.0	40.7
C269PPSDOT-10C	5/8"	3/8"	33.4	37.8
C269PPSDOT-10D	5/8"	1/2"	33.4	40.8
C269PPSDOT-10E	5/8"	3/4"	33.4	44.1
C269PPSDOT-12D	3/4"	1/2"	44.1	45.5
C269PPSDOT-12E	3/4"	3/4"	44.1	48.7



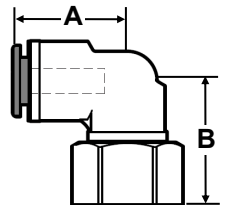
## C2688PPDOT PLUG IN

PART NUMBER	Tube O.D.	Cavity	A
C2688PPDOT-4B	1/4"	1/4" SAE	17.9
C2688PPDOT-4D	1/4"	1/2" SAE	17.8
C2688PPDOT-6B	3/8"	1/4" SAE	29.0
C2688PPDOT-6C	3/8"	3/8" SAE	21.5
C2688PPDOT-6D	3/8"	1/2" SAE	21.2
C2688PPDOT-8C	1/2"	3/8" SAE	31.9
C2688PPDOT-8D	1/2"	1/2" SAE	22.4
C2688PPDOT-10D	5/8"	1/2" SAE	35.0



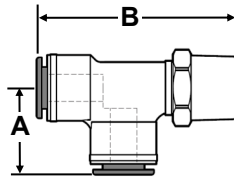
## 270PPSDOT 90° FEMALE SWIVEL ELBOW

PART NUMBER	Tube O.D.	MPT	A	B
C270PPSDOT-2.5A	5/32"	1/8"	20.6	22.0
C270PPSDOT-2.5B	5/32"	1/4"	20.6	25.5
C270PPSDOT-4A	1/4"	1/8"	20.6	22.0
C270PPSDOT-4B	1/4"	1/4"	20.6	25.5
C270PPSDOT-4C	1/4"	3/8"	20.6	26.0
C270PPSDOT-6A	3/8"	1/8"	26.2	18.8
C270PPSDOT-6B	3/8"	1/4"	26.2	27.7
C270PPSDOT-6C	3/8"	3/8"	26.2	28.2
C270PPSDOT-6D	3/8"	1/2"	26.2	32.2
C270PPSDOT-8B	1/2"	1/4"	28.8	29.6
C270PPSDOT-8C	1/2"	3/8"	28.8	30.1
C270PPSDOT-8D	1/2"	1/2"	28.8	34.1
C270PPSDOT-10D	5/8"	1/2"	33.5	37.5



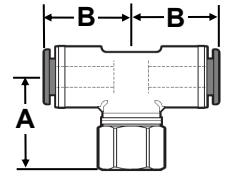
## C271PPSDOT MALE SWIVEL RUN TEE

PART NUMBER	Tube O.D.	MPT	A	B	HEX
C271PPSDOT-2.5X	5/32"	1/16"	20.6	44	14.29
C271PPSDOT-2.5A	5/32"	1/8"	20.6	44	14.29
C271PPSDOT-2.5B	5/32"	1/4"	20.6	48	14.29
C271PPSDOT-464	1/4"x3/8"	3/8"	26.2	55.8	19.00
C271PPSDOT-4A	1/4"	1/8"	20.6	44	14.29
C271PPSDOT-4B	1/4"	1/4"	20.6	48	14.29
C271PPSDOT-4C	1/4"	3/8"	20.6	50	17.46
C271PPSDOT-644	3/8"	1/4"	25.7	55.3	19.00
C271PPSDOT-664	3/8"x1/4"	3/8"	25.7	57.7	19.00
C271PPSDOT-6B	3/8"	1/4"	26.2	55.8	19.00
C271PPSDOT-6C	3/8"	3/8"	26.2	57.8	19.00
C271PPSDOT-6D	3/8"	1/2"	26.2	61.8	22.23
C271PPSDOT-866	1/2"x3/8"	3/8"	27.1	58.7	23.80
C271PPSDOT-886	1/2"x3/8"	1/2"	27.1	49.1	22.23
C271PPSDOT-884	1/2"x1/4"	1/2"	26.6	62.2	23.80
C271PPSDOT-8B	1/2"	1/4"	28.8	60.3	19.00
C271PPSDOT-8C	1/2"	3/8"	28.8	62.3	19.00
C271PPSDOT-8D	1/2"	1/2"	28.8	66.3	22.23
C271PPSDOT-10D	5/8"	1/2"	33.5	74.5	23.80



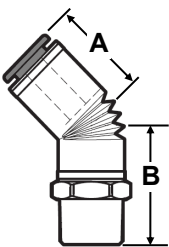
## C277PPSDOT FEMALE SWIVEL BRANCH TEE

PART NUMBER	Tube O.D.	FPT	A	B	HEX
C277PPSDOT-4A	1/4"	1/8"	22.0	20.6	14.29
C277PPSDOT-4B	1/4"	1/4"	25.5	20.6	17.46
C277PPSDOT-6A	3/8"	1/8"	19.0	26.0	17.46
C277PPSDOT-6B	3/8"	1/4"	27.7	26.2	17.46
C277PPSDOT-8C	1/2"	3/8"	30.1	28.8	22.23
C277PPSDOT-10B	5/8"	1/4"	25.8	33.4	23.80



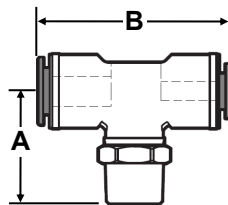
## C279PPSDOT 45° MALE ELBOW

PART NUMBER	Tube O.D.	MPT	A	B	HEX
C279PPSDOT-2.5A	5/32"	1/8"	19.0	20.3	14.29
C279PPSDOT-4A	1/4"	1/8"	19.0	20.3	14.29
C279PPSDOT-4B	1/4"	1/4"	19.0	24.3	14.29
C279PPSDOT-4C	1/4"	3/8"	19.0	26.3	17.46
C279PPSDOT-6A	3/8"	1/8"	26.2	26.6	19.00
C279PPSDOT-6B	3/8"	1/4"	26.2	29.6	19.00
C279PPSDOT-6C	3/8"	3/8"	26.2	31.6	19.00
C279PPSDOT-6D	3/8"	1/2"	26.2	35.6	22.23
C279PPSDOT-8A	1/2"	1/8"	28.8	29.5	23.80
C279PPSDOT-8B	1/2"	1/4"	28.8	32.5	23.80
C279PPSDOT-8C	1/2"	3/8"	28.8	33.5	23.80
C279PPSDOT-8D	1/2"	1/2"	28.8	37.5	23.80
C279PPSDOT-10C	5/8"	3/8"	29.6	32.0	23.80
C279PPSDOT-10D	5/8"	1/2"	29.6	35.0	23.80
C279PPSDOT-12D	3/4"	1/2"	39.1	41.9	28.57



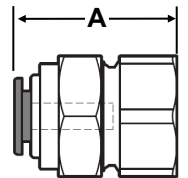
## C272PPSDOT MALE SWIVEL RUN TEE

PART NUMBER	Tube O.D.	MPT	A	B	HEX
C272PPSDOT-2.5X	5/32"	1/16"	23.4	41.2	14.29
C272PPSDOT-2.5A	5/32"	1/8"	23.4	41.2	14.29
C272PPSDOT-2.5B	5/32"	1/4"	27.4	41.2	14.29
C272PPSDOT-4A	1/4"	1/8"	23.4	41.2	14.29
C272PPSDOT-4B	1/4"	1/4"	27.4	41.2	14.29
C272PPSDOT-4C	1/4"	3/8"	29.4	41.2	17.46
C272PPSDOT-6A	3/8"	1/8"	26.6	52.4	19.00
C272PPSDOT-6B	3/8"	1/4"	29.6	52.4	19.00
C272PPSDOT-6C	3/8"	3/8"	31.6	54.4	19.00
C272PPSDOT-6D	3/8"	1/2"	35.6	52.4	22.23
C272PPSDOT-8B	1/2"	1/4"	31.5	57.6	19.00
C272PPSDOT-8C	1/2"	3/8"	33.5	57.6	19.00
C272PPSDOT-8D	1/2"	1/2"	37.5	57.6	22.23
C272PPSDOT-10C	5/8"	3/8"	37.8	66.8	23.80
C272PPSDOT-10D	5/8"	1/2"	40.8	66.8	23.80



## C286PPDOT FEMALE BULKHEAD

PART NUMBER	Tube O.D.	FPT	UNF	A
C286PPDOT-5B	5/32"	1/4"	1/2-20	31.0
C286PPDOT-4A	1/4"	1/8"	9/16-18	27.5
C286PPDOT-4B	1/4"	1/4"	9/16-18	32.4
C286PPDOT-6B	3/8"	1/4"	7/8-14	34.5
C286PPDOT-6C	3/8"	3/8"	7/8-14	36.9
C286PPDOT-8C	1/2"	3/8"	1-12	37.1
C286PPDOT-8D	1/2"	1/2"	1-12	41.2





## NYLON AIR BRAKE TUBING



### CONSTRUCTION

- Type A** tubing consists of a single wall extrusion of pelletized homopolymer or copolymer of polyamide containing additives that provide heat and light resistance.
- Type B** tubing consists of a core extrusion with one or two layers of pelletized polyamide containing additives that provide heat resistance. The core is fiber reinforced using a spiral filament applied in each direction and sheathed with a protective layer of chemical resistant homopolymer or copolymer of polyamide containing additives for heat and light resistance. The cover is fusion bonded to the core tube through the interstices of the spiral yarn reinforcement. The core tube and cover are of contrasting colors.

### APPLICATIONS

•NAB150-Series polyamide tubing is for use in air brake systems. Non-reinforced tubing is designated Type A and reinforced tubing Type B. This tubing is intended for brake system connections that maintain a basically fixed relationship between couplings during vehicle operation.

**Air Tanks:** Stores Air for Braking, Suspension, Sliders, etc.

**Air Brake Systems:** Chassis (Provide Stopping Power for Truck/Trailer)

**Air Brake Systems:** Brake Chamber (Provide Stopping Power for Truck/Trailer)

**Tire Inflation Systems:** Keeps Tires at Optimal Pressure

**Air Ride Systems:** Provides Air Suspension in Seat, Cab, and Vehicle



### RANGES

- 150 psig maximum (1030 KPa)
- 40°F to +200°F (-40°C to +93°C)





Part No.:	Nominal O.D. (In)	Outside Dia. (In)	Inside Dia. (In)	Wall Thickness (In)	Min. Burst Pressure @ 73°F	Min. Bend Radius (In)	Max Stiffness (lbs)
NAB150-2A	1/8"	.128/.122	0.079	.026/.020	1000	0.37	1
NAB150-2.5A	5/32"	.153/.159	0.092	.029/.035	1200	0.5	1
NAB150-3A	3/16"	.185/.191	0.118	.032/.038	1200	0.75	1
NAB150-4A	1/4"	.253/.247	0.17	.043/.037	1200	1	2
NAB150-5A	5/16"	.316/.308	0.232	.044/.036	1000	1.25	6
NAB150-6B	3/8"	.379/.371	0.251	.066/.058	1400	1.5	8
NAB150-8B	1/2"	.505/.495	0.376	.066/.058	950	2	20
NAB150-10B	5/8"	.630/.620	0.441	.097/.087	900	2.5	50
NAB150-12B	3/4"	.755/.745	0.566	.097/.087	800	3	80

COLOR	CODE
BLACK	BK
BLUE	BL
BROWN	BR
GREEN	GR
ORANGE	OR
PURPLE	PR
RED	RD
SILVER	SL
TAN	TN
YELLOW	YL
WHITE	WT

<b>Robo-Fit Example Part No.:</b>	<b>NAB150-6B-500-BK</b>
<b>Product Description:</b>	Nylon Air Brake Tubing, 3/8", Black, Type B, 500' Reel






**⚠ WARNING:** This product can expose you to chemicals including **Nickel and Nickel Compounds** which is known to the State of California to cause cancer. For more information go to [www.P65Warnings.ca.gov](http://www.P65Warnings.ca.gov)



**MADE IN USA**




## AIR BRAKE HOSE ENDS

<b>CONSTRUCTION</b>	<ul style="list-style-type: none"> <li>• CA360 Brass</li> </ul> 
<b>APPLICATIONS</b>	<ul style="list-style-type: none"> <li>• Air Brake Systems</li> </ul> 
<b>RANGES</b>	<ul style="list-style-type: none"> <li>• Temperature Range: -40° to 200° F.</li> <li>• Pressure Range: Up to 150 PSI</li> </ul> 



### Assembly Instructions

1. Slide the nut/spring guard over the J1402 air brake hose.
2. Slide the sleeve over the hose, making sure the tapered edge of the sleeve is facing the fitting body (shown below).
3. Push the hose over the fitting body until the hose bottoms out.
4. Tighten the nut until there is contact with the fitting body's hex. Completed assembly shown below.



### Application Details:

Transportation Air Brake Systems.

Use with J1402 Air Brake Hose



Fully Wrenched Assembly

### NOTES


- Fittings meet SAE and DOT FMVSS 571.106
- Non-stock items and special parts are available on a quotation basis.
- Configurations and dimensions are subject to change without notice.

**⚠ WARNING:** Products offered by Robo-Fit can expose you to chemicals such as lead, a chemical which is known to the State of California to cause cancer, birth defects, or other reproductive harm. For more information go to [www.P65Warnings.ca.gov](http://www.P65Warnings.ca.gov)

<p><b>360A</b> Hose Sleeve</p> 	<p><b>361A</b> Hose Nut</p> 	<p><b>361AG</b> Spring Guard Nut</p> 
<p><b>362A</b> Union Hose Splicer</p> 	<p><b>366A</b> Female Hose Swivel Connector</p> 	<p><b>368A</b> Male Hose Connector</p> 
<p><b>370A</b> Hose Nut w/ Spring Guard</p> 	<p><b>371AS</b> Hose Spring Guard</p> 	<p><b>378A</b> Hose Connector with Spring</p> 
<p><b>388A</b> Hose Adapter</p> 		

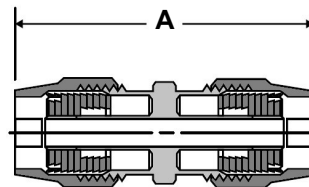
## 360A HOSE SLEEVE

PART NUMBER	HOSE	A
360A-6	3/8"	.69
360A-8	1/2"	.69



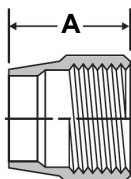
## 362A UNION HOSE SPLICER

PART NUMBER	HOSE	A
362A-6	3/8"	2.95
362A-8	1/2"	2.96




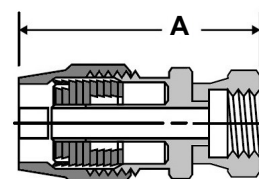
## 361A HOSE NUT

PART NUMBER	HOSE	A	HEX
361A-6	3/8"	1.18	13/16"
361A-8	1/2"	1.125	1-1/4"



## 366A FEMALE SWIVEL HOSE CONNECTOR


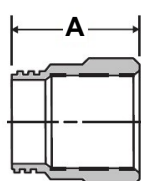
PART NUMBER	HOSE	THD	A
366A-6C	3/8"	3/4-20	2.30
366A-8D	1/2"	7/8-20	2.36



*\*Use w/ 388A Series*


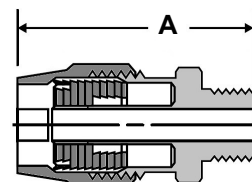
## 361AG SPRING GUARD NUT

PART NUMBER	HOSE	A	HEX
361AG-6	3/8"	1.22	1-1/16"
361AG-8	1/2"	1.19	1-1/4"



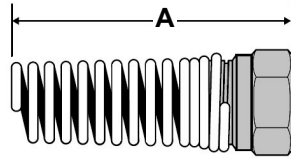
## 368A MALE HOSE CONNECTOR

PART NUMBER	HOSE	MPT	A	HEX
368A-6B	3/8"	1/4"	2.25	1"
368A-6C	3/8"	3/8"	2.38	1"
368A-6D	3/8"	1/2"	2.44	1"
368A-8C	1/2"	3/8"	2.24	1-1/8"
368A-8D	1/2"	1/2"	2.40	1-1/8"




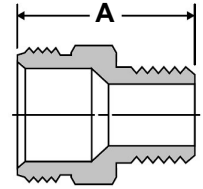
## 371A HOSE NUT WITH SPRING GUARD

PART NUMBER	HOSE	A	HEX
371A-6	3/8"	3.50	13/16"
371A-8	1/2"	3.75	1-1/4"



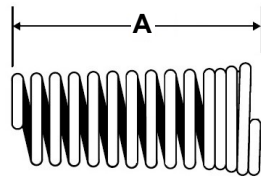
## 388A HOSE ADAPTER

PART NUMBER	STRAIGHT THREAD	MPT	A	HEX
388A-12B	3/4-20	1/4"	1.06	3/4"
388A-12C	3/4-20	3/8"	1.12	3/4"
388A-14C	7/8-20	3/8"	1.19	7/8"
388A-14D	7/8-20	1/2"	1.38	7/8"



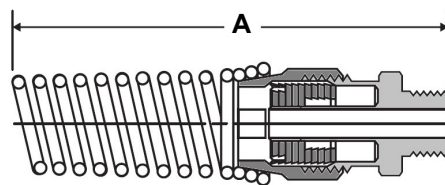
## 371AS HOSE SPRING GUARD

PART NUMBER	HOSE	A
371AS-6	3/8"	2.75
371AS-8	1/2"	3.00



## 378A HOSE CONNECTOR W/ SPRING GUARD

PART NUMBER	HOSE	MPT	A	HEX
378A-6B	3/8"	1/4"	4.75	1"
378A-6C	3/8"	3/8"	4.75	1"
378A-6D	3/8"	1/2"	4.88	1"
378A-8C	1/2"	3/8"	5.12	1-1/8"
378A-8D	1/2"	1/2"	4.88	1-1/8"



AIR BRAKE 10 mm (3/8") SAE J1402A DOT KX MADE IN USA



### CONSTRUCTION

- TUBE: EPDM, ARPM - Class C
- COVER: EPDM, ARPM - Class C

### APPLICATIONS



- Air Brake Systems
- D.O.T. FMVSS 106 SAE J1402, TYPE A
- Meets or Exceeds All of the Industry

### RANGES

- Temperature Range: -40° to 200° F.
- Pressure Range: Min Burst 900 psi





### REINFORCEMENT: 4-Spiral Polyester Yarn

- Minimum Burst Exceeds 900 psi
- More Flexible than Braid Reinforced Hose
- Easier to Route Assemblies
- Easier to Coil and Handle
- Maintains its Flexibility
- Kink Resistant



### Assembly Instructions

1. Slide the nut/spring guard over the J1402 air brake hose.
2. Slide the sleeve over the hose, making sure the tapered edge of the sleeve is facing the fitting body (shown below).
3. Push the hose over the fitting body until the hose bottoms out.
4. Tighten the nut until there is contact with the fitting body's hex. Completed assembly shown below.



PART NUMBER	Nominal I.D.	Nominal O.D.	Min Bend Radius	Reinforcement Spirals	Lb/ft
J1402-HR-6-250	3/8"	.75"	2.25"	4	.17
J1402-HR-6-500	3/8"	.75"	2.25"	4	.17
J1402-HR-8-250	1/2"	.88"	3.00"	4	.20
J1402-HR-8-500	1/2"	.88"	3.00"	4	.20

**⚠ WARNING:** Products offered by Robo-Fit can expose you to chemicals such as lead, a chemical which is known to the State of California to cause cancer, birth defects, or other reproductive harm. For more information go to [www.P65Warnings.ca.gov](http://www.P65Warnings.ca.gov)



## DRAIN & TRUCK VALVES

<b>CONSTRUCTION</b>	<ul style="list-style-type: none"> <li>• CA360 Brass</li> <li>• CA377 Brass</li> </ul>	
<b>APPLICATIONS</b>	<ul style="list-style-type: none"> <li>• In Line Shut Off</li> <li>• Air Drain</li> <li>• Drain Valves</li> </ul>	
<b>RANGES</b>	<ul style="list-style-type: none"> <li>• Maximum Pressure : 30 PSIG</li> <li>• Maximum Pressure: 150 PSI</li> <li>• Temperature: -20° F to +250° F</li> </ul>	

	<b>FEATURES/BENEFITS</b>
	<ul style="list-style-type: none"> <li>• Forged Brass Body</li> <li>• Plug Style Valve</li> <li>• Economical Tight Shut Off</li> <li>• Made in USA </li> </ul>

### NOTES

- Parts that include “PBF” are supplied as low lead compliant.
- Part numbers without the “PBF” distinction are NOT lead free compliant.
- Non-stock items and special parts are available on a quotation basis.
- Configurations and dimensions are subject to change without notice.



Beaded Hose Barb Style



Multi-Hose Barb Style



**⚠ WARNING:** Products offered by Robo-Fit can expose you to chemicals such as lead, a chemical which is known to the State of California to cause cancer, birth defects, or other reproductive harm. For more information go to [www.P65Warnings.ca.gov](http://www.P65Warnings.ca.gov)

## 247V MPT INTERNAL SEAT DRAIN VALVE

PART NUMBER	MPT
247V-J	1/8"
247V-L	1/4"
247V-N	3/8"
247V-P	1/2"



## H35C SPRING BOTTOM DRAIN VALVE

PART NUMBER	MPT	P.S.I.G.
H35C-J	1/8"	150
H35C-L	1/4"	150


*\*Valve Shown in "Open" Position*

*\*Rated 150 P.S.I.G.*



## 30C SPRING BOTTOM DRAIN VALVE

PART NUMBER	MPT	P.S.I.G.
30C-J	1/8"	30
30C-L	1/4"	30
30C-N	3/8"	30
30C-P	1/2"	30



*\*Valve Shown in "Closed" Position*

*\*Rated 30 P.S.I.G.*


## 38D MACHINED DRAIN COCK

PART NUMBER	MPT	FLOW DIA.
38D-DCR	1/4"	.156

*\*Temperature Range:*


*-30° to +250°F*

*\*Rated 150 P.S.I.G.*



## 31C SPRING BOTTOM DRAIN VALVE

PART NUMBER	MPT	P.S.I.G.
31C-J	1/8"	30
31C-L	1/4"	30
31C-N	3/8"	30
31C-P	1/2"	30



*\*Valve Shown in "Open" Position*

*\*Rated 30 P.S.I.G.*


## 201DH 90° BEADED DRAIN COCK

PART NUMBER	HOSE BIBB	MPT
201DH	3/8"	1/4"



## H30C SPRING BOTTOM DRAIN VALVE

PART NUMBER	MPT	P.S.I.G.
H30C-J	1/8"	150
H30C-L	1/4"	150



*\*Valve Shown in "Open" Position*

*\*Rated 150 P.S.I.G.*

## 320D EXTERNAL SEAT DRAIN COCK

PART NUMBER	MPT
320D	1/8"
321D	1/4"
322D	3/8"





## 421D EXTENSION EXTERNAL SEAT DRAIN

PART NUMBER	MPT
421D	1/4"



## 90V FPT X MPT RISING STEM VALVE

PART NUMBER	SIDE PORT	BOTTOM PORT	HANDLE
90V-N	3/8" FPT	3/8" MPT	ROUND
900V-N	3/8" FPT	3/8" MPT	ROUND
90V-NP	3/8" FPT	1/2" MPT	ROUND
900V-P	1/2" FPT	1/2" MPT	ROUND



## 97V HOSE TO MPT RISING STEM VALVE

PART NUMBER	SIDE PORT	BOTTOM PORT	HANDLE
P97V-6N	3/8" MLT HOSE	3/8" MPT	PIN
97V-6N	3/8" MLT HOSE	3/8" MPT	ROUND
97V-6N1	3/8" BIB HOSE	3/8" MPT	ROUND
P97V-10N	5/8" BIB HOSE	3/8" MPT	PIN
97V-10N	5/8" BIB HOSE	3/8" MPT	ROUND
97V-10P	5/8" BIB HOSE	1/2" MPT	ROUND
907V-10P	5/8" BIB HOSE	1/2" MPT	ROUND
907V-12N	3/4" BIB HOSE	3/8" MPT	ROUND
907V-12P	3/4" BIB HOSE	1/2" MPT	ROUND



*\*Pin Handle*



*\*Round Handle*



*\*Beaded Hose Barb*



*\*Beaded Hose Barb*

## 95V FLARE X MPT RISING STEM VALVE

PART NUMBER	SIDE PORT	BOTTOM PORT	HANDLE
95V-6N	3/8" FLARE	3/8" MPT	ROUND
P95V-6N	3/8" FLARE	3/8" MPT	PIN
95V-10P	5/8" FLARE	1/2" MPT	ROUND
905V-10P	5/8" FLARE	1/2" MPT	ROUND
95V-P10	1/2" MPT	5/8" FLARE	ROUND



*\*Flare x MPT*



*\*MPT x Flare*

*\*Maximum Pressure:*


*200 P.S.I.G.*

*\*Temperature Rating:*





*-20° to +250° F*



MADE IN USA



## SELECTOR VALVES

<b>CONSTRUCTION</b>	• CA377 Brass	
<b>APPLICATIONS</b>	<ul style="list-style-type: none"> <li>• Operation in gasoline, oil, air, water and detergent systems.</li> <li>• Fuel Switching/Tank Selection</li> </ul>	 
<b>RANGES</b>	<ul style="list-style-type: none"> <li>• Maximum Pressure: 30 PSIG on 100/200</li> <li>• Maximum Pressure: 15 PSIG on SK1036</li> </ul>	



### 3 & 4-WAY SELECTOR VALVES

The 100 & 200 Series Non-Lubricated Plug Valves are designed to operate in systems where instantaneous port selection is desired. Since lubricants are not used, re-lubrication is not required. There is no lubricant to freeze and lock the valve or to contaminate fine fluids. The o-ring sealed cap and stem eliminate leakage to the atmosphere. The mating

**100 SERIES** is standard with a pointer lever to indicate the desired porting selection and can be rotated 360°. A number of special body porting patterns, flow combinations, “Click” or “Click-Stop” arrangements and special stem lengths are available. Designed for panel or bracket mounting.

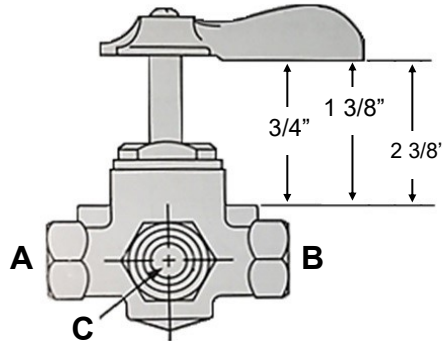
**200 SERIES** is standard with a pointer lever and an audible “Click Mechanism.” This arrangement assures proper porting selection by sound or touch without looking at the valve. This construction is highly desirable when the operator’s visual attention cannot be distracted or for remote valve locations. The valve rotates 360° with “Click” intervals spaced every 90°. Designed for panel or bracket mounting.

Fluid Port Size	Diameter
1/8" & 1/4"	9/32" (.281)
3/8"	5/16" (.312)

**⚠ WARNING:** Products offered by Robo-Fit can expose you to chemicals such as lead, a chemical which is known to the State of California to cause cancer, birth defects, or other reproductive harm. For more information go to [www.P65Warnings.ca.gov](http://www.P65Warnings.ca.gov)

## THREE-WAY SELECTOR VALVES (SIDE OUTLET)

PART NUMBER	Port Size	Click Stop	# of Ports	Stem Length
210C-J	1/8" FPT	YES	3	1 3/8"
110C-L	1/4" FPT	NO	3	1 3/8"
210C-L	1/4" FPT	YES	3	1 3/8"
210C-LS	1/4" FPT	YES	3	3/4"
210C-LM	1/4" FPT	YES	3	2 3/8"
110C-N	3/8" FPT	NO	3	1 3/8"
210C-N	3/8" FPT	YES	3	1 3/8"



### OPENINGS:

•Handle Pointer Over A: Valve Open A-C

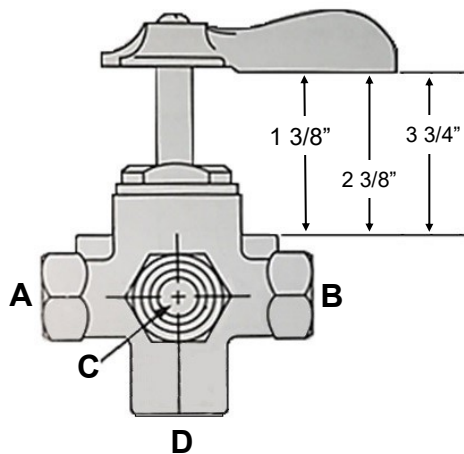
•Handle Pointer Over C: Valve Open B-C

•Handle Pointer Over B: Valve "OFF"

•Handle Pointer Over Bracket: Valve "OFF"

## FOUR-WAY SELECTOR VALVES

PART NUMBER	Port Size	Click Stop	# of Ports	Stem Length
100C-L	1/4" FPT	NO	4	1 3/8"
200C-L	1/4" FPT	YES	4	1 3/8"
100C-N	3/8" FPT	NO	4	1 3/8"
200C-N	3/8" FPT	YES	4	1 3/8"
205C-L	1/4" FPT	YES	4	2 3/8"
205C-N	3/8" FPT	YES	4	2 3/8"
215C-L	1/4" FPT	YES	4	3 3/4"
115C-N	3/8" FPT	NO	4	3 3/4"
215C-N	3/8" FPT	YES	4	3 3/4"



### OPENINGS:

•Handle Pointer Over A: Valve Open A-D

•Handle Pointer Over C: Valve Open C-D


•Handle Pointer Over B: Valve Open B-D

•Handle Pointer Over Bracket: Valve "OFF"

## SIX PORT VALVES

PART NUMBER	FEMALE PIPE THREAD	FEMALE PIPE THREAD	LENGTH OF STEM	TYPE
SK-1031	1/2"	3/8"	5/16"	1
SK-1036	1/2"	3/8"	13/16"	1
SP-2381-CM	1/2"	3/8"	5/16"	2
SP-2483-CM	1/2"	3/8"	5/16"	3
SP-2486-CM	1/2"	3/8"	13/16"	3

*“Designed primarily for diesel engine applications where a fuel return or spill back is required. These valves are widely used in the trucking and marine industry and by manufacturers of diesel generating plants.”*



TYPE 1	TYPE 2	TYPE 3
Maximum Handle Travel 180°	Maximum Handle Travel 90°	Maximum Handle Travel 90°
Mounting Pads for Bolt Mounting	Mounting Pads for Bolt Mounting	Mounting Pads for Bolt Mounting
OPENINGS	OPENINGS	OPENINGS
Handle Pointer Over 2: (All Ports Closed)	Handle Pointer Over 3: (Open: 1-3 & 4-6, Closed 2 & 5)	Handle Pointer Over 1: (Open: 1-3 & 4-6, Closed 2 & 5)
Handle Pointer Over 3: (Open: 1-3 & 4-6, Closed 2 & 5)	Handle Pointer Over 2: (Open: 2-3 & 5-6, Closed 1 & 4)	Handle Pointer Over 3: (Open: 2-3 & 5-6, Closed 1 & 4)
Handle Pointer Over 1: (Open: 2-3 & 5-6, Closed 1 & 4)		




MADE IN USA



## PANEL MOUNT BALL VALVES

### CONSTRUCTION

• CA360 Brass



### APPLICATIONS

• Air Brake Systems



### RANGES

• Temperature Range:

-40°F to 300°F

-40°C to +93°C

• Pressure Range:

1500psig



### FEATURES/BENEFITS

- Bar-Stock Brass Body
- Double O-Ring Stem Seal
- 20,000 Leak Free Cycles
- Blow Out Proof Stem
- Metal Retainer Seal
- Made in USA
- Guaranteed Quality



### NOTES

- Parts that include “PBF” are supplied as low lead compliant.
- Part numbers without the “PBF” distinction are NOT lead free compliant.
- Non-stock items and special parts are available on a quotation basis.
- Configurations and dimensions are subject to change without notice.

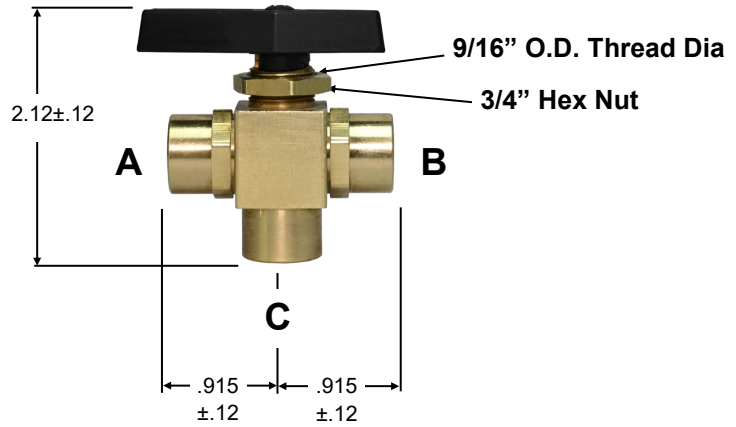


**⚠ WARNING:** Products offered by Robo-Fit can expose you to chemicals such as lead, a chemical which is known to the State of California to cause cancer, birth defects, or other reproductive harm. For more information go to [www.P65Warnings.ca.gov](http://www.P65Warnings.ca.gov)

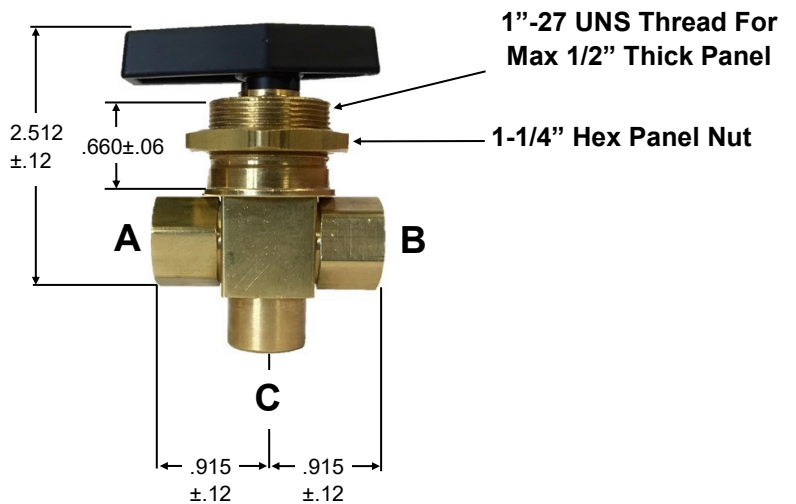
## 3222BV SERIES 3-WAY BALL VALVES, FPT x FPT x FPT

PART NUMBER	PORT A	PORT B	PORT C	CV	ORIFICE DIA.
3222BV-LLXL	1/4" FPT	1/4" FPT	1/4" FPT	1.57	0.250

*\*Valves to Read: Left, Right, Middle*






PART NUMBER	PORT A	PORT B	PORT C	CV	ORIFICE DIA.
3222BV-LLXL-8	1/4" FPT	1/4" FPT	1/4" FPT	1.57	0.250





MADE IN USA




## INDUSTRIAL BALL VALVES

<b>CONSTRUCTION</b>	<ul style="list-style-type: none"> <li>• CA360 Brass</li> <li>• CA377 Brass</li> </ul>	
<b>APPLICATIONS</b>	<ul style="list-style-type: none"> <li>• Fuel Tank Shut-Off</li> <li>• Coolant Stop</li> <li>• Diverter Valves</li> </ul>	
<b>RANGES</b>	<ul style="list-style-type: none"> <li>• Maximum Pressure 600 PSI</li> <li>• Temperature to 300° F</li> <li>• Saturated Steam 150 PSI</li> </ul>	

	<b>FEATURES/BENEFITS</b>
	<ul style="list-style-type: none"> <li>• Forged Brass Body</li> <li>• Double O-Ring Stem Seal</li> <li>• Stem Seal Never Needs Tightening</li> <li>• 20,000 Leak Free Cycles</li> <li>• Blow Out Proof Stem</li> <li>• Made in USA </li> </ul>

### NOTES

- Parts that include “PBF” are supplied as low lead compliant. 
- Part numbers without the “PBF” distinction are NOT lead free compliant.
- Non-stock items and special parts are available on a quotation basis.
- Configurations and dimensions are subject to change without notice.



**Double o-ring protection provides over 20,000 cycles without leakage!**

**The exclusive stem seal design that never needs tightening!**



**⚠ WARNING:** Products offered by Robo-Fit can expose you to chemicals such as lead, a chemical which is known to the State of California to cause cancer, birth defects, or other reproductive harm. For more information go to [www.P65Warnings.ca.gov](http://www.P65Warnings.ca.gov)

## 160BV MALE TO FEMALE BALL VALVE

PART NUMBER	MPT	FPT
160BV-L	3/8"	3/8"
160BV-P	1/2"	1/2"
160BV-R	3/4"	3/4"
160BV-S	1"	1"



## 120BV 3-WAY FEMALE BALL VALVE

PART NUMBER	FPT	CV
120BV-L	1/4"	5.2
120BV-N	3/8"	5.5
120BV-P	1/2"	5.5



**Pressure Rating:**


**\*Bottom Port as Inlet: 500 P.S.I.**

**\*Side Port as Inlet: 100 P.S.I.**



## 162BV FEMALE BALL VALVE

PART NUMBER	FPT	FPT
162BV-L	3/8"	3/8"
162BV-P	1/2"	1/2"
162BV-R	3/4"	3/4"
162BV-S	1"	1"



## 190BV 2-WAY 90° BALL VALVE

PART NUMBER	FPT	MPT	CV
190BV-L	1/4"	1/4"	5.2
190BV-N	3/8"	3/8"	5.5
190BV-P	1/2"	1/2"	5.5



**Pressure Rating:**

**\*Bottom Port as Inlet: 600 P.S.I.**

**\*Side Port as Inlet: 100 P.S.I.**







**MADE IN USA**





## CHECK VALVES

<b>CONSTRUCTION</b>	•CA360 Brass	
<b>APPLICATIONS</b>	•Unidirectional Flow Applications	
<b>RANGES</b>	•Maximum Pressure : 1000 PSIG •Temperature: -40° F to +300° F (Standard) -40° F to +400° F (Special)	

	<b>FEATURES/BENEFITS</b>
	<ul style="list-style-type: none"> <li>•Self Centering Seal Design</li> <li>•O-Ring Soft Seat / Metal Back Up Seat</li> <li>•Zero Leakage</li> <li>•1/3 PSI Cracking Pressure Standard</li> <li>•Optional Cracking Pressures Available</li> <li>•Made in USA </li> <li>•Guaranteed Quality</li> </ul>

### NOTES

- Parts that include “PBF” are supplied as low lead compliant.
- Part numbers without the “PBF” distinction are NOT lead free compliant.
- Non-stock items and special parts are available on a quotation basis.
- Configurations and dimensions are subject to change without notice.



**⚠ WARNING:** Products offered by Robo-Fit can expose you to chemicals such as lead, a chemical which is known to the State of California to cause cancer, birth defects, or other reproductive harm. For more information go to [www.P65Warnings.ca.gov](http://www.P65Warnings.ca.gov)




**Quality Matters!**  
Our check valves are proudly  
Made in America.




## 741CV MPTF x MPTF

PART NUMBER	MPT	OAL
741CV-J	1/8"	1.20 ± .03



## 750CV2 FPT x MPT

PART NUMBER	FPT	MPT
750CV2-JXJ	1/8"	1/8"
750CV2-LXL	1/4"	1/4"
750CV2-NXN	3/8"	3/8"
750CV2-PXP	1/2"	1/2"




## 745CV FLARE x MPTF

PART NUMBER	FLARE	MPTF
745CV-4J	1/4"	1/8"
745CV-J4	1/8"	1/4"



## 751CV MPT x MPT

PART NUMBER	FPT	FPT
751CV-JXJ	1/8"	1/8"
751CV-LXL	1/4"	1/4"
751CV-NXN	3/8"	3/8"
751CV-PXP	1/2"	1/2"



## 750CV1 MPT x FPT

PART NUMBER	MPT	FPT
750CV1-JXJ	1/8"	1/8"
750CV1-LXL	1/4"	1/4"
750CV1-NXN	3/8"	3/8"
750CV1-PXP	1/2"	1/2"



## 752CV FPT x FPT

PART NUMBER	MPT	MPT
752CV-JXJ	1/8"	1/8"
752CV-LXL	1/4"	1/4"
752CV-NXN	3/8"	3/8"
752CV-PXP	1/2"	1/2"



### 750CV Series Flow Direction:

\*750CV1: Flows From Male to Female Thread




\*750CV2: Flows From Female to Male Thread




MADE IN USA



## MINIATURE BALL VALVES

<b>CONSTRUCTION</b>	• CA360 Brass	
<b>APPLICATIONS</b>	<ul style="list-style-type: none"> <li>• In Line Shut-Off</li> <li>• Air Lines</li> <li>• Water Lines</li> </ul> <p> <b>Not intended for potable water</b></p>	
<b>RANGES</b>	<ul style="list-style-type: none"> <li>• Maximum Pressure : 1000 PSIG</li> <li>• Temperature: -40° F to +300° F (Standard)</li> <li>-40° F to +400° F (Special)</li> </ul>	

FEATURES/BENEFITS
<ul style="list-style-type: none"> <li>• Bar-Stock Brass Body</li> <li>• Blow Out Proof Stem</li> <li>• Viton Stem Seal</li> <li>• Standard Lever Handle</li> <li>• Optional Round Handle</li> <li>• Nickel Plated Brass Ball</li> <li>• Made in USA </li> <li>• Guaranteed Quality</li> </ul>

### STANDARD LEVER HANDLE

### ALTERNATIVE ROUND HANDLE




**TO ORDER VALVES WITH THE ROUND HANDLE (SHOWN TO THE RIGHT ABOVE) ADD AN "R" TO THE SERIES PART NUMBER.**

**EX:**  
**352BV-J:** Standard Part Number for Lever Handle  
**352BVR-J:** Special Part Number for Round Handle




## 350BV FPT x MPT

PART NUMBER	FPT	MPT	CV	ORIFICE
350BV-J	1/8"	1/8"	1.39	.250
350BV-JXL	1/8"	1/4"	1.39	.250
350BV-L	1/4"	1/4"	1.57	.250
350BV-LXN	1/4"	3/8"	1.57	.250




## 355BV FLARE x MPT

PART NUMBER	FLARE	MPT	CV	ORIFICE
355BV-4J	1/4"	1/8"	1.39	.250
355BV-4L	1/4"	1/4"	1.57	.250
355BV-6J	3/8"	1/8"	1.57	.250
355BV-6L	3/8"	1/4"	1.57	.250
355BV-6N	3/8"	3/8"	2.74	.250




## 351BV MPT x MPT

PART NUMBER	MPT	MPT	CV	ORIFICE
351BV-J	1/8"	1/8"	1.39	.250
351BV-JXL	1/8"	1/4"	1.39	.250
351BV-L	1/4"	1/4"	1.57	.250
351BV-N	3/8"	3/8"	1.57	.250




## 356BV FLARE x FLARE

PART NUMBER	FLARE	CV	ORIFICE
356BV-4	1/4"	1.57	.250
356BV-6	3/8"	1.57	.250




## 352BV FPT x FPT

PART NUMBER	FPT	FPT	CV	ORIFICE
352BV-J	1/8"	1/8"	1.39	.250
352BV-L	1/4"	1/4"	1.57	.250
352BV-JXL	1/8"	1/4"	1.39	.250



## 357BV HOSE BARB x FLARE

PART NUMBER	HOSE BARB	MPT	CV	ORIFICE
357BV-4J	1/4"	1/8"	1.39	.250
357BV-4L	1/4"	1/4"	1.57	.250
357BV-5L	5/16"	1/4"	1.57	.250
357BV-6L	3/8"	1/4"	1.57	.250
357BV-6N	3/8"	3/8"	2.74	.250




## 353BV COMPRESSION x MPT

PART NUMBER	O.D. TUBE	MPT	CV	ORIFICE
353BV-4J	1/4"	1/8"	1.39	.250
353BV-4L	1/4"	1/4"	1.57	.250
353BV-6L	3/8"	1/4"	1.57	.250




## 358BV FLARE x FPT

PART NUMBER	FLARE	FPT	CV	ORIFICE
358BV-4J	1/4"	1/8"	1.39	.250
358BV-4L	1/4"	1/4"	1.57	.250




## 354BV COMPRESSION BOTH ENDS


PART NUMBER	O.D. TUBE	CV	ORIFICE
354BVS-2	1/8"	1.39	.250
354BVS-4	1/8"	1.57	.250
354BVS-6	1/4"	2.74	.250




**⚠ WARNING:** Products offered by Robo-Fit can expose you to chemicals such as lead, a chemical which is known to the State of California to cause cancer, birth defects, or other reproductive harm. For more information go to [www.P65Warnings.ca.gov](http://www.P65Warnings.ca.gov)



## PUSH BUTTON VALVES


<b>CONSTRUCTION</b>	•CA377 Brass	
<b>APPLICATIONS</b>	<ul style="list-style-type: none"> <li>•Fuel Sampling Valve</li> <li>•Pressure Relief</li> <li>•Valve Injection</li> <li>•Drain Valve</li> </ul>	
<b>RANGES</b>	<ul style="list-style-type: none"> <li>•Maximum Pressure : 500 PSIG</li> <li>•Temperature:</li> <li>-40° to 300° F (Standard)</li> <li>-40° to 400° F (Special)</li> </ul>	

FEATURES/BENEFITS
<ul style="list-style-type: none"> <li>•Instantaneous On/Off</li> <li>•Multiple O-Ring Options</li> <li>•Flexible End Connection</li> <li>•Forged Brass Body</li> <li>•90° Configuration</li> <li>•Made in USA</li> <li>•Guaranteed Quality </li> </ul>

### PB2 FPT x FPT

PART NUMBER	FPT	FPT	STYLE	OPERATOR
PB2-J	1/8"	1/8"	STANDARD	PUSH BUTTON
PB2-3A-J	1/8"	1/8"	PANEL MOUNT	PUSH BUTTON
PB2-L	1/4"	1/4"	STANDARD	PUSH BUTTON
PB2-3A-L	1/4"	1/4"	PANEL MOUNT	PUSH BUTTON

**⚠ WARNING:** Products offered by Robo-Fit can expose you to chemicals such as lead, a chemical which is known to the State of California to cause cancer, birth defects, or other reproductive harm. For more information go to [www.P65Warnings.ca.gov](http://www.P65Warnings.ca.gov)



**Closed Position Shown**  
 Push Button Toward the Valve  
 Body for Sampling




MADE IN USA



## ROBO-FIT PRODUCT WARRANTY

Robo-Fit warrants that our products are free from defects in material and workmanship. However, please note that no other warranties, express or implied, including warranties of merchantability, are provided. Liability for defective materials or workmanship is limited to the replacement or repair of defective products, subject to the condition that such products are returned within 30 days after receipt. Any repairs made by the Purchaser or at their request will not be covered by this warranty. Please be aware that Robo-Fit will not be responsible for any consequential or other damages or expenses incurred as a result of the use of our products. While our published literature reflects all current design, dimensions, and performance data at the time of initial publication, please note that modifications may be made on an ongoing basis to upgrade our products. Such modifications may result in changes to the design, dimensions, and/or performance of the products as shown in this catalog. Please note that while working pressures and other technical information have been prepared from sources deemed reliable, Robo-Fit cannot assume responsibility for the accuracy of this information under varied field conditions. Such information should be considered a recommendation only, rather than a guarantee.

 **WARNING:** Products offered by Robo-Fit can expose you to chemicals such as lead, a chemical which is known to the State of California to cause cancer, birth defects, or other reproductive harm. For more information go to [www.P65Warnings.ca.gov](http://www.P65Warnings.ca.gov).

As of January 4, 2014, Federal Public Law 111-380 prohibits the sale of plumbing fixtures with a wetted surface area containing more than a weighted average of 0.25% lead. Robo-Fit parts are to be used only for non-potable services, unless they have been given the “PBF” distinction on their corresponding part numbers. It is incumbent upon Robo-Fit customers to determine whether or not the products they use are compliant with Federal Public Law 111-380.

## ROBO-FIT, LLC

2275 E. ENTERPRISE PKWY

TWINSBURG, OHIO 44087

(440) 893-9878

[WWW.ROBO-FIT.COM](http://WWW.ROBO-FIT.COM)



Part No.	Page
100A	4
100-45A	4
101A	4
102A	4
103A	5
104A	5
108A	5
109A	5
109AS	5
109CS	5
110FB	5
110A	6
111A	6
112A	6
113A	6
113RB	7
116A	7
116AL	7
116AM	8
117A	8
119A	8
120A	8
121A	8
121AS	8
122A	9
123A	9
124A	9
127A	9
T9	9
129A	9
RF	12
201A	16
201AB	16
201BF	16
209A	17
209A-SV	13
122AS	13
209ASF	13
209ASF-45°	14
209ASF-37°	14

Part No.	Page
HE1	18
HE1-45	18
269HB	18
HM	19
HM-90	19
HBT2	19
122RWA	19
122LWA	19
209RWA	19
209LWA	19
BF	20
301	23
301-SV	23
302	23
303	23
304	23
305	24
306	24
307	24
308	24
309	24
3099	25
3099-SV	25
310	25
1000B	25
B1/B2	28
C1	28
DE3	28
E1	28
E1-45	29
E2	29
ER2	30
E3	30
E4	30
ES4	30
K1	30
41AS	31
NSE1	31
N1	31
N2	31

Part No.	Page
N4	31
NS4	31
N5	32
P2	32
T1	32
T2	33
T3	33
T4	34
U1	34
U2	34
U3	35
U4	35
US4	35
59A	39
60NAB	39
61NAB	39
62NAB	39
62NABH	39
64NAB	39
65NAB	40
66NAB	40
68NAB	40
68NABH	40
69NAB	40
70NAB	41
71NAB	41
72NAB	41
79NAB	41
259PPDOT	44
262PPDOT	44
262PPBHDOT	44
264PPDOT	44
265PPDOT	44
266PPDOT	44
268PPDOT	45
2688PPDOT	45
269PPDOT	45
269PPSDOT	45
270PPDOT	46
270PPSDOT	46

Part No.	Page
271PPDOT	46
271PPSDOT	46
272PPDOT	46
272PPSDOT	46
277PPDOT	47
277PPSDOT	47
279PPDOT	47
279PPSDOT	47
283PPDOT	48
286PPDOT	48
C259PPDOT	51
C262PPDOT	51
C262PPBHDOT	51
C264PPDOT	51
C265PPDOT	51
C266PPDOT	51
C268PPDOT	52
C269PPSDOT	52
C270PPSDOT	52
C271PPSDOT	53
C272PPSDOT	53
C277PPSDOT	53
C279PPSDOT	53
C286PPDOT	53
NABT	55
360A	58
361A	58
361AG	58
362A	58
366A	58
368A	58
371A	59
371AS	59
378A	59
388A	59
J1402	
247V	46
30C	46
31C	46

Part No.	Page
H30C	62
H35C	62
38D	62
201DH	62
320D	62
421D	63
90V	63
95V	63
97V	63
100C	65
110C	65
115C	65
205C	65
210C	65
215C	65
SK-1031	66
SK-1036	66
SP-2381-CM	66
SP-2483-CM	66
SP-2486-CM	66
3222BV	68
120BV	70
160BV	70
162BV	70
190BV	70
741CV	72
745CV	72
750CV	72
751CV	72
752CV	72
350BV	74
351BV	74
352BV	74
353BV	74
354BV	74
355BV	74
356BV	74
357BV	74
358BV	74
PB2	75

## PIPE THREAD SPECIFICATIONS

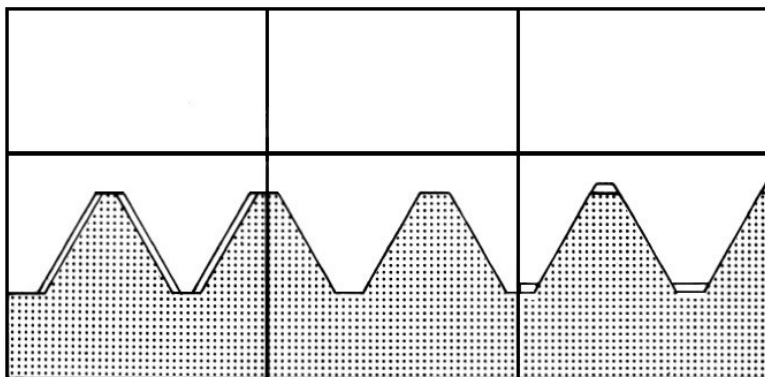


### National Pipe Thread: NPT & NPTF

#### NPTF (Dry Seal Pipe Threads)

Dry seal pipe threads are made to the American National Standards Institute (ANSI) B1.20.3 specification and are designed to seal pressure tight joints. NPTF threads are commonly used in fluid power applications.

NPTF thread roots are wider than their crests. When the threads are wrenched together, the roots crush the sharper crest of the mating threads. This thread deformation forms a metal to metal seat, ensuring a leak free connection. To determine the nominal pipe size, measure the thread diameter and subtract 1/4". Use of thread sealant is still recommended to ensure a leak free connection.



Thread Type	1/8	1/4	3/8	1/2	3/4	1
NPTF	1/8-27	1/4-18	3/8-18	1/2-14	3/4-14	1-11-1/2

#### NPT (Tapered Pipe Threads)

Non-dry seal pipe threads are made to the American National Standards Institute (ANSI) B1.20.1 specification. NPT threads seal at their respective flanks, leaving the possibility of having clearance between the roots and crests. NPT threads cannot ensure the prevention spiral leakage, and require the use of pipe sealant for all applications. To determine the nominal pipe size, measure the thread diameter and subtract 1/4".

The first two full threads ( $\pm 1/2$  THD.) should remain free of pipe sealant to allow for thread engagement when wrenching an assembly.



**Ask about our volume vibra-sealing capabilities!**

**We vibra-seal our fittings in house.**



## FITTING NUMBERING SYSTEM

### O.D. TUBE SIZE

-2	1/8"
-3	3/16"
-4	1/4"
-5	5/16"
-6	3/8"
-7	7/16"
-8	1/2"
-10	5/8"
-12	3/4"
-14	7/8"
-16	1"

### PIPE SIZE

-A	1/8"
-B	1/4"
-C	3/8"
-D	1/2"
-E	3/4"
-F	1"


Each part number indicates the style of the fitting and the size, the letters and/or numbers preceding the dash indicate the style and the letters and/or numbers following the dash indicate the size. Fitting part numbers will always read tube to pipe ends.

For example, **E1-10D** (shown below) is an extruded el-

**E1** = 90° Male Flare Elbow

**10** = 5/8" O.D.














**D** = 1/2" MPT



## STRAIGHT THREAD SIZE CHART

Fitting Type (O.D. Tube Size)	1/8	3/16	1/4	5/16	3/8	7/16	1/2	5/8	3/4	7/8	1
45° Flare	5/16-24	3/8-24	7/16-20	1/2-20	5/18-18	11/16-16	3/4-16	7/8-14	1-1/16-14	1-1/4-12	-
Inverted Flare	5/16-28	3/8-24	7/16-24	1/2-20	5/18-18	11/16-18	3/4-18	7/8-18	1-1/16-16	1-3/16-16	-
Air Brake (DOT)	-	-	7/16-24	-	17/32-24	-	11/16-20	13/16-18	1-18	-	1-1/4-16
Compression (Non DOT)	5/16-24	3/8-24	7/16-24	1/2-24	9/16-24	5/8-24	11/16-20	13/16-18	1-18	1-1/8-18	1-1/4-18
Poly-Fit	-	-	3/8-24	7/16-24	1/2-24	-	11/16-20	-	1-1/8-18	-	-

## FITTING CONFIGURATION NUMBERING SYSTEM

Configuration #	Description	Photo
60	Sleeve	
61	Nut	
62	Union (Tube Both Ends)	
64	Union Tee (Tube All Ends (3))	
65	90° Union Elbow (Tube Both Ends)	
66	Female Connector (Tube to FPT)	
68	Male Connector (Tube to MPT)	
69	90° Male Elbow (Tube to MPT)	
70	90° Female Elbow (Tube to FPT)	
71	Male Run Tee (Tube to MPT to Tube)	
72	Male Branch Tee (Tube to Tube to MPT)	
77	Female Branch Tee (Tube to FPT)	
79	45° Male Elbow (Tube to MPT)	

\*71/72/77 Read Left to Right to Branch

## WHAT IS PROPOSITON 65?



Proposition 65 requires businesses to provide warnings to Californians about significant exposures to chemicals that cause cancer, birth defects or other reproductive harm. These chemicals can be in the products that Californians purchase, in their homes or workplaces, or that are released into the environment. By requiring that this information be provided, Proposition 65 enables Californians to make informed decisions about their exposures to these chemicals.

Proposition 65 also prohibits California businesses from knowingly discharging significant amounts of listed chemicals into sources of drinking water.

Proposition 65 requires California to publish a list of chemicals known to cause cancer, birth defects or other reproductive harm. This list, which must be updated at least once a year, has grown to include approximately 900 chemicals since it was first published in 1987.

### ***Why is Proposition 65 relevant to Robo-Fit Products?***


Some products offered by Robo-Fit can expose you to chemicals such as lead, a chemical which is known to the State of California to cause cancer, birth defects, or other reproductive harm. Robo-Fit parts are to be used only for non-potable services, unless they have been given the "PBF" distinction on their corresponding part numbers.

**By law, a warning must be given for listed chemicals unless the exposure is low enough to pose no significant risk of cancer or is significantly below levels observed to cause birth defects or other reproductive harm.**

Businesses are required to provide a "clear and reasonable" warning before knowingly and intentionally exposing anyone to a listed chemical, unless the business can show that the anticipated exposure level will not pose a significant risk of cancer or is significantly below levels observed to cause birth defects or other reproductive harm.

This warning can be given in several ways, such as by labeling a consumer product, posting signs at the workplace, distributing notices at a rental housing complex, or publishing notices in a newspaper. The requirement to provide warnings takes effect one year after a chemical is added to the list.

***Robo-Fit products will be labeled in the following manner in order to be compliant with Proposition 65:***

 **WARNING:** Products offered by Robo-Fit can expose you to chemicals such as lead, a chemical which is known to the State of California to cause cancer, birth defects, or other reproductive harm. For more information go to [www.P65Warnings.ca.gov](http://www.P65Warnings.ca.gov).

## SAE STANDARDS



### J246

Covers complete general and dimensional specifications for tube fittings of the spherical and flanged sleeve compression types for use in the piping of air brake systems on automotive vehicles.

### J476

Covers Dryseal American Standard Taper Pipe Thread

### J512

Covers complete general and dimensional specifications for the various types of tube fittings intended for general application in the automotive, appliance, and allied fields.

### J513

Covers complete general and dimensional specifications for refrigeration tube fittings of the flare type.

### J530

Covers complete general and dimensional specifications for those types of pipe fittings commonly used in the automotive and other mass production industries where the use of lubricants or sealers is objectionable.

### J531

Covers complete general and dimensional specifications for those types of pipe, filler, and drain plugs commonly used in automotive and related industrial applications.

### J844

Covers the minimum requirements for nonmetallic tubing as manufactured for use in air brake systems.

### J1131

This SAE Standard is intended to establish uniform methods of testing SAE J844 tubing and fitting assemblies as used in automotive air brake systems.

### J1615

This SAE Recommended Practice is intended as a guide to assist designers and/or users in the selection and application of various types of thread sealants.

### J2494

Covers general and dimensional specifications for brass bodied reusable Push to Connect tube fittings for use in the piping of vehicular air brake systems.

\*Reference listings to SAE products will meet functional requirements; construction may differ from specification.

For further detail consult SAE handbook or <http://www.sae.org/>



## PIPE THREAD ASSEMBLY

### Straight Fittings:

1. Hand Tighten
2. 1/8" to 1/2": Wrench Tight 2 Full 360° Turns  
1/2" & Above: 1 1/2" Full Turns

### Shaped Fittings:

1. Hand Tighten
2. Wrench Tight 1" to 1 1/2" Full 360° Turns



*\*For NPTF Pipe Threads with Pre-Applied Sealant*



## PUSH-LOK FITTING ASSEMBLY

1. Make a clean square cut on your hose end.
2. Use lubricant on the end of the hose.
3. Move the fitting into the hose so only one barb is inserted into the hose. Make sure the fitting is lined up properly with the hose.
4. Push the fitting fully into the hose so that the end of the hose is covered by the yellow plastic cap. Make sure the fitting is fully inserted before use.



## NYLON AIR BRAKE COMPRESSION END ASSEMBLY

1. Cut tubing squarely—using a tube cutter.
2. Make sure all fittings involved in the assembly are clean of burrs and debris.
3. Insert nylon air brake tubing firmly into the fitting until it bottoms out.
4. Tighten nut according to the chart listed below:

Tube Size	Turns Past Hand-Tight
3/16	2.5
1/4	3
3/8 + 1/2	4
5/8 + 3/4	3.5



## DOT PUSH TO CONNECT NYLON AIR BRAKE COMPRESSION END ASSEMBLY

### To Connect Fitting & Tubing:

1. Cut tubing squarely—using a tube cutter.
2. Make sure all fittings involved in the assembly are clean of burrs and debris.
3. Insert the nylon air brake tubing past the O-Ring until the tubing bottoms out against the tube stop.
4. Check your connection by pulling on the tubing to ensure tubing is fully inserted.




### To Disconnect Fitting & Tubing:

1. Press and hold the collet against the fitting body.
2. Pull the tubing out of fitting.



## AIR BRAKE HOSE END ASSEMBLY

1. Slide the nut/spring guard over the J1402 air brake hose.
2. Slide the sleeve over the hose, making sure the tapered edge of the sleeve is facing the fitting body (shown below).
3. Push the hose over the fitting body until the hose bottoms out.
4. Tighten the nut until there is contact with the fitting body's hex.



*Working pressures and other technical information has been prepared from sources deemed to be reliable but no responsibility can be assumed by Robo-Fit, Inc. for the accuracy of this information under varied field conditions. It should be considered as a recommendation only and not a guarantee.*

## QUALITY CONTROL EQUIPMENT

One of Robo-Fit's goals is to supply our customers the highest quality product available. In pursuit of that goal, we have invested in an Image Dimension Measurement System, the "New Standard" for the Manufacturing Industry.

### **FAST**

- No time consuming positioning work or datum setup required
- Measure up to 99 dimensions on up to 100 parts with the push of a button
- Automatically saves measurement data and creates inspection reports

### **CONSISTENT**

- Automatically identifies measurement points, ensuring that the same measurement results are obtained each time
- Automatic focal adjustment prevents inconsistent values
- The simple place-and-press operation means consistent measurement results regardless of the operator

### **EASY**

- Easily set up measurements with just a few clicks
- Setting up virtual lines and points is just as simple
- Automatically saves measurement data and creates inspection reports



### **DO YOU KNOW WHAT'S IN YOUR BRASS?**

Knowing the material composition of your brass products is important. Most brass suppliers use material certificates from the brass mills to certify the chemical composition of their products. At Robo-Fit, we assume the mantra of "trust but verify."

X-ray fluorescence involves sophisticated physics, this process can be summarized as (i) X-rays out, (ii) X-rays back, (iii) fancy math, (iv) answer. The instrument can be used to determine the composition of nearly any type of sample.



Handheld XRF Analyzer







# ROBO-FIT, LLC

2275 EAST ENTERPRISE PKWY, TWINSBURG, OH 44087

PHONE (440) 893-9878 • FAX (440) 893-9876

WWW.ROBO-FIT.COM



*"Making Connections Like Family,  
Because That's Who We Are"*